Capacity Building Solutions

FINANCIAL MANAGEMENT PRIMER FOR SMALL BUSINESS OWNERS

TABLE OF **CONTENTS**

Introduction 06

The Small Business Owner's Role in Financial Management 07

Financial Metrics to Regularly Review 08

Financial Statements 11

The History of Pro Forma Financial Statements. 11

Types of Financial Statements 13

Balance Sheets 13

Sample Balance Sheet. 14

Income Statements 16

Sample Income Statement 17

Cash Flow Statements 19

Sample Cash Flow Statement 20

Making Informed Financial Decisions 22

External Benchmarks for Assessing Business Performance. 23

Effective Analysis Tools for Small Business Owners 24

© Capacity Building Solutions, Inc.
www.capacity-building.com

Ratio Analysis 24

Trend Analysis 25

Scenario Analysis 27

Financial Ratio Analysis 30

Key Financial Formulas for Business Owners 31

Net Present Value (NPV) 31

Internal Rate of Return (IRR) 33

Payback Period 34

Return on Investment (ROI) 34

Return on Assets (ROA) 35

Return on Equity (ROE) 36

Return on Capital Employed (ROCE) 37

Weighted Average Cost of Capital (WACC) 37

Leading versus Lagging Indicators (KPIs) 39

Leading KPIs. 39

Lagging KPIs. 40

Financial Transparency. 41

Common Financial Mistakes 44

© Capacity Building Solutions, Inc.
www.capacity-building.com

Typical Growth Rates for Small Businesses. 48

The “Rule of 23” and “Rule of 40” Concepts. 50

The Effects of Fast Growth. 51

Positive Effects. 51

Negative Effects. 52

Growing Your Revenue. 53

Maximizing Your Profit. 54

Maximizing Your Cash Flow 56

Keeping Appropriate Cash Reserves 58

Making Good Financial Decisions. 59

Making Good Pricing Decisions. 61

Communicating with Customers. 63

Taking on Business Debt. 64

Types of Business Debt. 65

Potential Debt Pitfalls 66

Managing Your Debt. 67

Using Arbitrage to Advantage 68

Treasury Management. 69

© Capacity Building Solutions, Inc.
www.capacity-building.com

Staffing Your Finance Department. 70

Additional Staffing Considerations. 71

Finance Department Size Guidelines. 72

Finance Department Roles 73

Controllers vs. CFOs 75

Your Business's Economic Value: Indicative Factors. 77

Increasing the Financial Literacy of Your Leadership Team 79

Reference List: Financial Dos and Don'ts. 82

Financial Dos. 82

Financial Don'ts. 82

Evaluating Your Business's Financial Health: Questions to Ask. 84

Final Thoughts. 87

Further Resources. 91

Self-Assessment: Gauging Your Small Business's Financial Health. 91

Increasing Your Financial Management Knowledge: Book List. 96

Increasing Your Financial Management Knowledge: Helpful Articles. 99

Increasing Your Financial Management Knowledge: Helpful Websites. 101

Top 25 Financial Management Tools for Small Business Owners. 104

© Capacity Building Solutions, Inc.
www.capacity-building.com

INTRODUCTION

In more than 25 years working with CEOs and leadership teams, I have always been a bit surprised by their lack of financial management knowledge. It's often not that people are disinterested or lazy; rather, they prioritize other things. Finance is seen as an area that is best left to the experts. There is a general feeling that the learning curve is too steep and the knowledge too specialized for them to attain.

This overall lack of financial literacy among the "non-experts" in the company can become an issue as the business grows and requires more thoughtful and timely decision-making. It also means there may not be sufficient expertise to evaluate the advice and actions of the perceived experts.

I regularly tell my clients that business success largely comes down to people and math decisions. While the former will be a topic of another document, this primer has been written to introduce most of the financial management (math) issues a business will deal with, starting with understanding what the numbers mean. It has not been written for experts, but for everyone else in the business, so that they can get a rudimentary understanding of what's important. I hope that you find it useful.

© Capacity Building Solutions, Inc.
www.capacity-building.com

The Small Business Owner's Role in Financial Management

Good financial management is crucial to the success of your business. Financial management involves planning, organizing, controlling, and monitoring a business's financial resources. **As a small business owner, your role in financial management includes:**

1. **Financial planning:**
   Forecasting your business's financial needs and setting financial goals. You need to determine the amount of money you need to start and run your business, including the cost of goods, operating expenses, and working capital. You also need to develop a budget that outlines your income and expenses for the upcoming year.

2. **Record keeping:**
   Maintaining accurate financial records, such as income statements, balance sheets, and cash flow statements. These records provide you with a clear understanding of your business's financial performance and help you make informed decisions.

3. **Financial analysis:**
   Analyzing your financial records to identify trends and patterns. This analysis helps you to identify areas where you can improve your business's financial performance, such as reducing costs or increasing revenue.

4. **Cash flow management**:
   Managing your business's cash flow, including tracking and forecasting cash inflows and outflows. You need to ensure that you have enough cash to meet your business's financial obligations, such as paying bills and employees.

5. **Financial decision-making:**
   Making informed financial decisions, such as whether to invest in new equipment or hire additional staff. You need to evaluate the potential costs and benefits of each decision to ensure that it aligns with your business's financial goals. Never make financial decisions emotionally or haphazardly!

As a small business owner, you are ultimately in charge of ensuring that your business has the financial resources it needs to operate effectively and achieve its goals. By effectively managing your business's finances, you can improve your chances of success and position your business for long-term growth.

© Capacity Building Solutions, Inc.
www.capacity-building.com



Financial Metrics to Regularly Review

Financial metrics provide critical insights into a business's overall financial health. As a small business owner, you should make a habit of regularly reviewing your business's financial metrics. Some metrics, such as revenue and cash flow, may need to be reviewed on a weekly or monthly basis; others, such as customer lifetime value, may be reviewed on a quarterly or annual basis.

You may not initially be comfortable evaluating all of these metrics. Be proactive in seeking out resources to help you understand and interpret them. This may include working with financial advisors, attending industry conferences, or participating in peer networking groups. Conscious ignorance of the financial matters that impact your business is not a legitimate leadership excuse. This guide will also walk you through many of these metrics, formulas, and reports, and will offer selected resources for further education.

Here are the important financial metrics to keep your eye on:

1. **Revenue:** The total amount of money your business makes from sales or services.

2. **Gross profit**: The revenue generated by your business, minus the cost of goods sold.

3. **Contribution margin:**
   Total sales revenue minus the variable costs associated with producing and selling your products/services (indicating the amount available to cover fixed costs and generate profit).

© Capacity Building Solutions, Inc.
www.capacity-building.com

4. **Net profit:**
The total revenue generated by your business minus all expenses, including cost of goods sold, operating expenses, and taxes.

5. **Profit margin:**
The percentage of revenue that represents profit after all expenses are paid.

6. **Cash flow:**
The amount of cash flowing into and out of the business over a period of time.

7. **Accounts receivable turnover:**
The number of times accounts receivable are collected during a specific period.

8. **Accounts payable turnover:**
The number of times accounts payable are paid during a specific period.

9. **Inventory turnover:** The number of times inventory is sold and replaced during a specific period.

10. **Working capital:** The difference between current assets and current liabilities.

11. **Debt-to-equity ratio:** The ratio of debt to equity in the business.

12. **Return on investment (ROI):** The ratio of profit to investment.

13. **Return on assets (ROA):** The ratio of net profit to total assets.

14. **Return on equity (ROE):** The ratio of net profits to total equity.

15. **Earnings before interest, taxes, depreciation, and amortization (EBITDA):** The operating profit of the business before deductions for interest, taxes, depreciation, and amortization.

16. **Debt service coverage ratio (DSCR):** The ratio of operating income to debt service.

17. **Burn rate:** The rate at which the business is spending its cash reserves.

18. **Customer acquisition cost (CAC):** The cost of acquiring a new customer.

19. **Customer lifetime value (CLV):** The total value of a customer over the lifetime of their relationship with the business.

20. **Churn rate:** The rate at which customers stop doing business with the company.

© Capacity Building Solutions, Inc.
www.capacity-building.com

21. **Marketing return on investment (MROI):** The return on investment from marketing activities.

22. **Employee turnover rate:** The rate at which employees leave the company.

23. **Gross margin:** The difference between revenue and the cost of goods sold, expressed as a percentage.

24. **Operating expenses:** The total expenses associated with running the business, excluding the cost of goods sold and taxes.

25. **Quick ratio:** The ratio of liquid assets to current liabilities.

26. **Working capital ratio:** The ratio of current assets to current liabilities.

While all these financial metrics can provide valuable insights into the financial health of a business, they should not be viewed in isolation. Keep external factors such as market conditions, competition, and regulatory changes in mind when making financial decisions. Where possible, compare your results to external benchmarks and track internal performance trends.

Financial Statements

Financial statements are critical tools for small business owners to evaluate their business's financial performance and make informed decisions.



The information provided in financial statements can help you:

- Understand your business's financial position and whether it is profitable.
- Identify areas where you can cut costs or increase revenue
- Monitor cash flow and manage working capital
- Secure financing from banks or investors
- Meet regulatory requirements
- Make informed business decisions

By regularly reviewing your financial statements, you can adjust your operations and financial strategies to improve profitability and financial stability. Keeping accurate and up-to-date financial records is essential, and will ensure that your financial statements are reliable and provide a clear picture of your business's financial health.

The History of Pro Forma Financial Statements

Pro forma financial statements are used by companies to project future financial performance based on hypothetical scenarios. The term pro forma is derived from Latin, meaning "as a matter of form."

The origins of pro forma financial statements can be traced back to the early 20th century, when businesses began to use them as a way to estimate the financial impact of proposed transactions, such as mergers, acquisitions, and divestitures. They allowed companies to show how proposed transactions would affect their financial performance, which was important for investors and analysts.

© Capacity Building Solutions, Inc.
www.capacity-building.com

In the 1960s and 70s, pro forma financial statements became more widely used, particularly in the technology and telecommunications industries, where large companies used them to show the financial impact of investments in new technologies and products.

During the 1980s and 90s, pro forma statements were used extensively by companies involved in mergers and acquisitions, as well as by companies seeking to raise capital through initial public offerings (IPOs). They allowed companies to present a more favorable picture of their financial performance, in order to attract investors and obtain financing.

The use of pro forma financial statements came under scrutiny in the early 2000s. The collapse of Enron and WorldCom, along with the widespread use of flattering “pro forma” earnings figures, led to calls for greater transparency and accountability in financial reporting.

In response, the Securities and Exchange Commission (SEC) issued cautionary guidance on pro forma earnings in late 2001. In 2003, under the Sarbanes-Oxley Act, it adopted Regulation G, which requires companies to reconcile pro forma (non-GAAP) figures to the most comparable Generally Accepted Accounting Principles (GAAP) figures. This helped increase transparency in financial reporting.

Today, pro forma financial statements are used by companies for a variety of purposes, including forecasting financial performance, estimating the financial impact of proposed transactions, and providing context for financial results. However, they must be presented in accordance with regulatory requirements and in a way that provides investors and analysts with a clear and accurate picture of a company's financial performance.

© Capacity Building Solutions, Inc.
www.capacity-building.com

Types of Financial Statements

There are three primary financial statements that small business owners need to be familiar with: balance sheets, income statements, and cash flow statements. Each of them provides valuable information about a company's financial health and performance.

1. **Balance Sheet:** The balance sheet shows a company's assets, liabilities, and equity at a specific point in time. The balance sheet equation is assets = liabilities + equity. This provides a snapshot of your company's financial health, and can help you understand its liquidity and solvency.

2. **Income Statement:** An income statement shows a company's revenues and expenses over a specific period of time. It starts with total revenue and deducts expenses to arrive at net income. The income statement can help you evaluate your profitability and assess the effectiveness of your operations.

3. **Cash Flow Statement:** The cash flow statement shows a company's cash inflows and outflows over a specific period of time. It is divided into three sections: operating activities, investing activities, and financing activities. The cash flow statement can help you understand how cash is being generated and spent in the business, and whether the business has enough cash to meet its obligations.

Together, these three financial statements provide a complete picture of a company's financial health and performance. More details about each type follow below.

Balance Sheets

As previously stated, **assets = liabilities + equity**.

Assets are resources that a company owns that have the potential to generate future economic benefits. They are typically classified as "current" assets, which can be converted to cash within one year, and "non-current" assets, which will provide benefits over a more extended period. Examples of assets include cash, accounts receivable, inventory, equipment, and property.

Liabilities are obligations that the business owes to others and must be settled in the future. Like assets, they are typically classified as "current" liabilities, which are obligations that must be paid within one year, and "non-current" liabilities, which are obligations that will be due thereafter. Examples of liabilities include accounts payable, loans, and accrued expenses.

Equity represents the residual interest in the assets of the company after liabilities have been deducted. Equity includes capital contributions by the owner, retained earnings, and any other equity accounts that the company may have.

© Capacity Building Solutions, Inc.
www.capacity-building.com

Sample Balance Sheet

As of 12/31/22

The following sample statement is provided for illustrative purposes. The figures shown represent a hypothetical business. The balance sheet, income statement and cash flow statement in this section describe the same company and tie to one another.

Sample Balance Sheet	
Assets	
Current Assets:	
Cash and Cash Equivalents	$1,950,000
Accounts Receivable	$975,000
Inventory	$387,500
Short-Term Investments	$350,000
Prepaid Expenses	$45,000
Total Current Assets	**$3,707,500**
Property, Plant, and Equipment:	
Land	$250,000
Building	$925,000
Furniture and Fixtures	$83,000
Computer Equipment	$27,500
Leasehold Improvements	$85,800
Less: Accumulated Depreciation	($180,000)
Total Property, Plant, and Equipment	**$1,191,300**

© Capacity Building Solutions, Inc.
www.capacity-building.com

Other Assets:	
Deposits with Landlord	$75,000
Total Other Assets	**$75,000**
Total Assets	**$4,973,800**
Liabilities and Equity	
Current Liabilities:	
Accounts Payable	$415,850
Accrued Expenses	$43,570
Line of Credit	$117,200
Credit Cards	$87,600
Interest Payable	$15,700
Payroll and Sales Taxes Payable	$66,500
Current Portion of Long-Term Debt	$807,500
Total Current Liabilities	**$1,553,920**
Long-Term Liabilities:	
Notes Payable	$531,730
Long-Term Debt	$922,000
Total Long-Term Liabilities	$1,453,730

© Capacity Building Solutions, Inc.
www.capacity-building.com

Equity:	
Shareholder Equity	$1,049,000
Retained Earnings	$917,150
Total Equity	$1,966,150
Total Liabilities and Equity	**$4,973,800**

Income Statements

The income statement starts with the company's total revenue, which is the income generated from the sale of goods or services. The cost of goods sold (COGS) is deducted from this total revenue figure to arrive at the gross profit. COGS includes the cost of the materials used to produce the goods or services sold, labor costs, and other direct costs associated with producing the product or service.

After deducting COGS, the operating expenses are then deducted to arrive at the operating income. Operating expenses include salaries, rent, utilities, marketing, and other expenses necessary to operate the business. The operating income is then adjusted for any non-operating income or expenses, such as interest income or expenses, or gains or losses on the sale of assets, to arrive at the net income.

Net income represents the company's profitability over the period in question. A positive net income indicates that the company made a profit, while a negative net income indicates that the company incurred a loss.

© Capacity Building Solutions, Inc.
www.capacity-building.com

Sample Income Statement

1/1/22 - 12/31/2022

The following sample statement is provided for illustrative purposes. The figures shown represent a hypothetical business. The balance sheet, income statement and cash flow statement in this section describe the same company and tie to one another.

Sample Income Statement	
Revenue	
Product A Sales	$4,708,000
Product B Sales	$3,550,000
Service Revenue	$2,240,000
Total Revenue	$10,498,000
Cost of Goods Sold	
Product A Cost of Goods Sold	$3,495,000
Product B Cost of Goods Sold	$2,185,000
Total Cost of Goods Sold	**$5,680,000**
Gross Profit	$4,818,000
Operating Expenses	
Salaries and Wages	$2,729,800
Rent	$465,600
Utilities	$95,000
Transportation	$68,750
Office Supplies	**$27,750**

© Capacity Building Solutions, Inc.
www.capacity-building.com

Insurance	$45,500
Marketing and Advertising	$287,140
Meals & Entertainment	$39,300
Travel	$29,460
Professional Fees	$64,000
Depreciation and Amortization	$45,000
Total Operating Expenses	$3,897,300
Operating Income	$920,700
Other Income and Expenses	
Interest Income	$11,500
Interest Expense	($17,200)
Total Other Income and Expenses	($5,700)
Net Income	$915,000

© Capacity Building Solutions, Inc.
www.capacity-building.com

Cash Flow Statements

As previously mentioned, the cash flow statement is divided into three sections: operating activities, investing activities, and financing activities.

1. **Operating activities:** cash inflows and outflows related to the company's primary business operations. Examples of cash inflows from operating activities include cash received from customers, bank interest, and other operating cash receipts. Examples of cash outflows include payments to suppliers, payroll, and other operating expenses.

2. **Investing activities:** cash inflows and outflows related to the purchase and/or sale of long-term assets, such as property and equipment.

3. **Financing activities:** cash inflows and outflows related to financing the business, such as issuing or repaying loans or equity. Inflows from financing activities include proceeds from loans or equity issuances; outflows include payments of principal on loans or dividends to shareholders.

The cash flow statement is essential for assessing a company's ability to generate cash and meet its financial obligations. A positive cash flow indicates that the company has more cash coming in than going out; a negative cash flow indicates the opposite. It's very important to know that cash and profit are not the same thing. Many growing businesses run out of cash even though they think they are profitable.

© Capacity Building Solutions, Inc.
www.capacity-building.com

Sample Cash Flow Statement

12/31/2022

The following sample statement is provided for illustrative purposes. The figures shown represent a hypothetical business. The balance sheet, income statement and cash flow statement in this section describe the same company and tie to one another.

Sample Cash Flow Statement	
Cash Flows from Operating Activities	
Net Income	$915,000
Adjustments to Reconcile Net Income to Net Cash Provided by Operating Activities:	
Depreciation and Amortization	$45,000
(Increase) in Accounts Receivable	($250,000)
Increase in Accounts Payable	$138,000
(Increase) in Inventory	($235,000)
(Increase) in Prepaid Expenses	($45,000)
Increase in Payroll and Sales Taxes Payable	$0
Net Cash Provided by Operating Activities	$568,000
Cash Flows from Investing Activities	
Purchase of Property, Plant, and Equipment	($85,000)
Proceeds from Sale of Equipment	$17,850
Net Cash Used in Investing Activities	($67,150)
Cash Flows from Financing Activities	
Proceeds from Long-Term Debt	$230,000

© Capacity Building Solutions, Inc.
www.capacity-building.com

Repayment of Debt	($292,500)
Payment of Dividends	($181,500)
Net Cash Used in Financing Activities	($244,000)
Net Increase in Cash and Cash Equivalents	$256,850
Cash and Cash Equivalents, Beginning of Year	$1,693,150
Cash and Cash Equivalents, End of Year	$1,950,000

Making Informed Financial Decisions

The financial statements outlined in the previous chapter are powerful tools to help you make informed business decisions. Here are some areas where accurate financial statements will help you decide on your business's priorities:

1. **Budgeting and forecasting:** By analyzing historical financial performance and trends, you can identify areas where you may have overspent or underspent, and adjust your budgets and forecasts accordingly.

2. **Investments:** By assessing the company's financial position and potential return on investment, financial statements can inform sound investment decisions.

3. **Pricing:** Your business's financial statements will help you to make informed decisions about pricing and profitability.

4. **Operational decisions:** Your business's financial statements can reveal areas where you can reduce costs and increase efficiency.

5. **Performance evaluations:** By analyzing your financial statements, you can assess the performance of different areas of your business, and make decisions to improve them.

6. **Cash flow management:** Cash flow statements allow you to identify potential cash flow issues and take corrective action to ensure sufficient liquidity.

7. **Strategic decisions:** Your financial statements will help you assess the financial feasibility of strategic decisions and ensure that they align with your business's overall financial goals and objectives.

8. **Risk management:** Your financial statements will reveal any potential risks, such as high debt levels, customer concentration, or supply chain disruptions. You can then develop strategies to mitigate them.

9. **Growth and expansion:** Your financial statements will reveal whether your business has the financial resources it needs to support growth and expansion initiatives.

10. **Capital structure decisions:** Understanding your business's debt capacity, and the cost of debt versus equity, will help you make informed decisions about the capital structure that best suits your business's financial goals and objectives.

© Capacity Building Solutions, Inc.
www.capacity-building.com



External Benchmarks for Assessing Business Performance

There are many sources available if you are looking for external financial benchmarks to help assess your business's performance. Here are a few examples:

1. **Industry associations:** Many industries have trade associations that publish financial benchmarks and other industry data. These associations often collect data from their members and provide reports and analysis to help businesses compare their financial performance to industry standards.

2. **Government agencies:** In some cases, government agencies such as the Small Business Administration (SBA) or the IRS (Statistics of Income) may publish financial benchmarks for small businesses. These benchmarks may be based on factors such as company size, industry, or location.

3. **Business publications:** Financial benchmarks may also be available in business publications such as Forbes, Entrepreneur, or Inc. These publications provide industry-specific data as well as general financial benchmarks for businesses of all sizes.

4. **Industry analysts:** Some industry analysts or consulting firms may provide financial benchmarking services. While these services may not be free, they can provide you with customized benchmarking data and analysis.

5. **Banks:** Banks benchmark borrowers against industry data from third-party sources such as the Risk Management Association's Annual Statement Studies, IBISWorld, and Vertical IQ, and use it to assess risk when making loan decisions.

6. **Peer groups:** Finally, businesses may be able to form peer groups with other companies in their industry or region to share financial data and benchmark against each other. This approach can be particularly effective for small businesses that may not have access to other benchmarking resources.

© Capacity Building Solutions, Inc.
www.capacity-building.com

Effective Analysis Tools for Small Business Owners

There are several effective analysis tools that business owners can use to assess the financial health of their business and make good investment decisions. This chapter will introduce some of the most commonly used analysis tools:

- Ratio analysis
- Trend analysis
- Benchmarking
- Scenario analysis
- Financial ratio analysis



Ratio Analysis

Ratio analysis involves using financial ratios to compare different aspects of a company's financial performance over time and against industry benchmarks. This analysis can help business owners identify trends and potential areas for improvement in their business.

Current Ratio:
A current ratio is derived by dividing a business's current assets by its current liabilities.

For example
ABC Company has current assets of $3,707,500 and current liabilities of $1,553,920. Doing the math reveals that ABC Company's current ratio is 2.39, which means it has 2.39 times the current assets needed to service its short-term liabilities. Most banks start to question your financial liquidity when your business's current ratio dips below 1.2.

Gross Profit Margin Example: A gross profit margin is calculated by determining how much money is left over from revenue after subtracting the actual cost of goods sold, expressed as a percentage.

For example, XYZ Company has revenue of $10,498,000 and cost of goods sold of $5,680,000. This means that XYZ Company's gross profit margin is 45.89%. The organization must cover its fixed costs and achieve its net profit expectations within this number.

We will discuss additional ratio analysis examples later in this document.

© Capacity Building Solutions, Inc.
www.capacity-building.com

Trend Analysis

Trend analysis involves looking at a company's financial data over time to identify patterns and trends in financial performance. Business owners can use this analysis to identify changes in revenue, expenses, and profitability over time.

Examples of Trailing Twelve Months' Revenue and Profit Trend:

When it comes to revenue and profitability trends, there are four main scenarios with associated labels:

1. **Revenue and profit both trending up**: "*Manna from Heaven.*" All is well; keep looking up and pressing forward!

2. **Revenue trending up but profit trending down:** "*The Lion's Jaw.*" You need to be careful you don't *"get eaten"* by growing your company out of business.

3. **Revenue and profit both trending flat:** *"The Mattress Curve."* You may be falling asleep at the leadership wheel and getting complacent.

4. **Revenue and profit both trending down:** *"Gravedigger."* Your business is in decline and in danger of insolvency.

© Capacity Building Solutions, Inc.
www.capacity-building.com

Benchmarking

Benchmarking involves comparing a company's financial performance against industry benchmarks and competitors. This analysis can help you identify areas where your business is underperforming and opportunities for improvement.

For example, Company A is a medium-sized technology firm that wants to assess its financial performance relative to its competitors. They decide to use key financial ratios to benchmark their performance. **Company A gathers data on the following financial ratios:**

- **Gross Margin:** (Revenue – Cost of Goods Sold) / Revenue
- **Operating Margin:** Operating Income / Revenue
- **Net Profit Margin:** Net Income / Revenue
- **Current Ratio:** Current Assets / Current Liabilities
- **Debt-to-Equity Ratio:** Total Liabilities / Shareholders' Equity
- **Return on Equity (ROE):** Net Income / Shareholders' Equity
- **Return on Assets (ROA):** Net Income / Total Assets

Company A collects this data for themselves and their main competitors, Companies B, C, and D. Using that data, they calculate the industry average for each ratio and then compare their own performance against the averages.

Upon analysis, Company A finds that their gross margin is above the industry average, indicating efficient production and cost management. However, their operating margin is below average, suggesting they have higher operating expenses than their competitors. They also discover that their debt-to-equity ratio is higher than the industry average, indicating that they rely more on debt financing compared to their competitors.

Based on these insights, Company A can now take steps to improve their financial performance by focusing on reducing operating expenses and exploring ways to decrease their reliance on debt financing. By comparing their financial performance to industry benchmarks, Company A gains a better understanding of their competitive position and areas for improvement.

© Capacity Building Solutions, Inc.
www.capacity-building.com

Scenario Analysis

Scenario analysis involves modeling various scenarios to assess the impact of different variables, such as changes in revenue or expenses, on a company's financial performance. Business owners can use this analysis to make informed decisions about investments and other financial decisions. I typically advise my clients to look at worst case, base-case (expected-case), and best-case scenarios across all three pro forma statements. In addition, it's always smart to look at changes to key inputs/KPIs and adjust them using a range of possibilities: growth rate, gross margin, pipeline close rate, etc.

For example, Company X is considering launching a new product line and wants to understand the financial implications of this decision under different scenarios. They decide to perform a financial scenario analysis by considering three possible outcomes: a best-case scenario, a base-case scenario, and a worst-case scenario.

1. **Best-case scenario:** In this scenario, Company X assumes strong market demand, a high selling price, low production costs, and minimal competition. They project high revenue growth, strong gross margins, and significant profits.

2. **Base-case scenario:** This scenario represents Company X's most realistic expectations for the new product line, based on their market research, industry trends, and competitor analysis. They assume moderate market demand, average selling prices, and normal production costs, leading to moderate revenue growth, stable gross margins, and satisfactory profits.

3. **Worst-case scenario:** In this scenario, Company X considers the possibility of weak market demand, low selling prices, high production costs, and fierce competition. They project low revenue growth, reduced gross margins, and potentially negative profits.

Company X then creates financial projections for each of these scenarios, including projected income statements, balance sheets, and cash flow statements. They analyze key financial ratios and metrics—such as gross margin, net profit margin, and return on investment—under each scenario.

By comparing the projected financial performance of their new product line under these different scenarios, Company X can make more informed decisions about whether to proceed with the launch, adjust their strategy, or explore alternative opportunities. Additionally, understanding the potential risks and rewards associated with each scenario helps Company X to develop contingency plans and be better prepared for future uncertainties.

© Capacity Building Solutions, Inc.
www.capacity-building.com

Breakeven Analysis

Breakeven analysis helps businesses determine the level of sales required to cover all of their expenses and “break even.” Calculating the overall business breakeven point involves determining the level of sales required to cover all of the business’s fixed and variable expenses. Any sales beyond the breakeven point generate a profit.

This analysis can be used to set prices, determine the number of units that need to be sold to reach profitability, and make informed decisions about business operations. **To calculate the overall business breakeven point, you’ll need to follow these steps:**

1. **Determine your fixed costs:** Identify all of the fixed costs associated with operating your business, such as rent, salaries, insurance, utilities, and other overhead expenses. Add these costs together to get the total fixed costs.

2. **Determine your variable costs:** Identify all of the variable costs associated with producing and selling the business’s products or services, such as raw materials, labor, shipping, and other costs that vary based on the number of units sold. Determine the total variable cost per unit and multiply this by the expected sales volume to get the total variable costs.

3. **Calculate your contribution margin:** Subtract the variable costs from your sales to determine the contribution margin per unit. This is the amount of money left over after variable costs are deducted from total sales, which contributes to covering fixed costs and generating profit.

4. **Determine the breakeven point:** Divide the total fixed costs by the contribution margin per unit to determine the number of units that need to be sold to cover all fixed and variable costs and break even.

© Capacity Building Solutions, Inc.
www.capacity-building.com

The formula for calculating the overall business breakeven point is:

$$\text{breakeven point} = \frac{\text{(total fixed costs)}}{\text{(contribution margin \%)}}$$

For example, if a company has total fixed costs of $656,000 and a contribution margin of 27% then the breakeven point would be calculated as follows:

$$\text{breakeven point} = \frac{\$656{,}000}{0.27} = \$2{,}429{,}629.63$$

The formula for breakeven analysis for an individual product or service is similar, and is calculated by dividing the business's fixed costs by the product price minus the variable costs for that product:

$$\text{breakeven point} = \frac{\text{(fixed costs)}}{\text{(price-variable costs)}}$$

For example, let's say a small business has fixed costs of $10,000 per month and variable costs of $20 per unit sold. The business sells its product for $50 per unit. Using the breakeven formula, we can calculate the breakeven point:

$$\text{breakeven point} = \frac{\$10{,}000}{(\$50\text{-}\$20)} = 333.33 \text{ units}$$

Breakeven analysis can also be used to determine the impact of different scenarios on the business's profitability. For example, a business owner may want to know how an overhead investment, a change in price or variable costs will affect the breakeven point.

© Capacity Building Solutions, Inc.
www.capacity-building.com

Financial Ratio Analysis

There are three main types of financial ratios: liquidity ratios, solvency ratios, and profitability ratios.

Liquidity Ratios

Liquidity ratios measure a company's ability to meet its short-term financial obligations.

1. **Current Ratio:** The current ratio is calculated by dividing current assets by current liabilities. This ratio measures the company's ability to meet its short-term obligations with its current assets. Generally, a current ratio of 2:1 or higher is considered desirable, as it indicates that the company has enough current assets to cover its current liabilities.

2. **Quick Ratio:** The quick ratio, also known as the acid-test ratio, is calculated by subtracting inventory from current assets and then dividing the result by current liabilities. This ratio measures the company's ability to meet its short-term obligations with its current assets (excluding inventory, which may not be easily converted into cash). Generally, a quick ratio of 1:1 or higher is considered desirable, as it indicates that the company has enough liquid assets to cover its current liabilities.

Solvency Ratios

Solvency ratios measure a company's ability to meet its long-term financial obligations.

1. **Debt-to-Equity Ratio:** The debt-to-equity ratio is calculated by dividing total liabilities by total equity. This ratio measures the proportion of debt financing to equity financing in the company's capital structure. Generally, a lower debt-to-equity ratio is considered desirable, as it indicates that the company is less reliant on debt to fund its operations.

2. **Interest Coverage Ratio:** The interest coverage ratio is calculated by dividing earnings before interest and taxes (EBIT) by the interest expense. This ratio measures the company's ability to pay interest on its debt. Generally, a higher interest coverage ratio is considered desirable, as it indicates that the company has enough earnings to cover its interest expenses.

© Capacity Building Solutions, Inc.
www.capacity-building.com

Profitability Ratios

Profitability ratios measure a company's ability to generate profits from its operations.

1. **Gross Profit Margin:** The gross profit margin is calculated by dividing gross profit by total revenue, measuring the percentage of revenue that is left after deducting the cost of goods sold. The higher the gross profit margin, the more profit the company is earning from its sales.

2. **Net Profit Margin:** The net profit margin is calculated by dividing net income by total revenue. This ratio measures the percentage of revenue that is left after deducting all expenses, including taxes and interest. A higher net profit margin is considered desirable, as it means that the company is earning more profit from its operations.

Key Financial Formulas for Business Owners

This section will introduce some key financial formulas that you will be able to use when evaluating the financial health of your business:

- Net Present Value
- Internal Rate of Return
- Payback Period
- Return on Investment
- Return on Assets
- Return on Capital Employed
- Weighted Average Cost of Capital

Net Present Value (NPV)

Net present value (NPV) is a financial analysis tool that calculates the present value of future cash flows, minus the initial investment. This calculation is used to determine the profitability of an investment.

The formula for NPV is:

$$NPV = \sum \frac{(\text{cash flow})}{(1+r)^n} - (\text{initial investment})$$

© Capacity Building Solutions, Inc.
www.capacity-building.com

Where:

- **Σ:** Summation
- **cash flow:** The cash inflows and outflows from the investment
- **r:** The discount rate or cost of capital
- **n:** The time period (in years) in which the cash flow occurs
- **initial investment:** The initial cost of the investment

If the NPV is positive, the investment is profitable. If the NPV is negative, the investment is not profitable.

For example, a company is considering investing in a new project that will require an initial investment of $75,000. The project is expected to generate cash flows of $30,000; $40,000; and $50,000 over the next three years. The company's cost of capital is 10%.

Using the NPV formula, we can calculate the NPV of the investment:

$$NPV = \frac{\$30,000}{(1+0.1)^1} + \frac{\$40,000}{(1+0.1)^2} + \frac{\$50,000}{(1+0.1)^3} - \$75,000$$

NPV=$22,896.32

Since the NPV is positive, the investment is profitable.

© Capacity Building Solutions, Inc.
www.capacity-building.com

Internal Rate of Return (IRR)

The internal rate of return (IRR) calculates the discount rate that makes the NPV of an investment equal to zero. This calculation is used to determine the rate of return of an investment.

The formula for IRR is:

$$0 = \sum \frac{(\text{cash flow})}{(1+\text{IRR})^n} - (\text{initial investment})$$

Where:

- **Σ:** Summation
- **cash flows:** The cash inflows and outflows from the investment
- **IRR:** The internal rate of return
- **n:** The time period (in years) in which the cash flow occurs
- **initial investment:** The initial cost of the investment

If the IRR is greater than the cost of capital, the investment is profitable. If the IRR is less than the cost of capital, the investment is not profitable.

Using the same example as above, we can calculate the IRR of the investment as follows:

$$0 = \frac{\$30{,}000}{(1+\text{IRR})^1} + \frac{\$40{,}000}{(1+\text{IRR})^2} + \frac{\$50{,}000}{(1+\text{IRR})^3} - \$75{,}000$$

Using a financial calculator or Excel, we can solve for the IRR:

IRR ≈ 25.2%

Since the IRR (25.2%) is greater than the cost of capital (10%), the investment is profitable.

© Capacity Building Solutions, Inc.
www.capacity-building.com

Payback Period

The payback period calculates the amount of time it takes for an investment to pay back its initial cost. This calculation is used to determine the risk and liquidity of an investment.

The formula for the payback period is:

$$\text{Payback Period} = \frac{\text{(initial investment)}}{\text{(annual cash flows)}}$$

Using the same example as above, we can calculate the payback period of the investment as follows:

Since the investment generates uneven cash flows ($30,000 in Year 1, $40,000 in Year 2, and $50,000 in Year 3), we calculate the cumulative cash flows:

- End of Year 1: $30,000 cumulative
- End of Year 2: $70,000 cumulative ($30,000 + $40,000)
- End of Year 3: $120,000 cumulative ($70,000 + $50,000)

The initial investment of $75,000 is recovered between Year 2 and Year 3. After Year 2, we still need to recover $5,000 ($75,000 - $70,000). In Year 3, cash flow is $50,000, so:

$$\text{Partial year} = \frac{\$5{,}000}{\$50{,}000} = 0.1 \text{ years}$$

$$\text{Payback Period} = 2 + 0.1 = 2.1 \text{ years}$$

We can now see that it will take approximately 2.1 years for the investment to pay back its initial cost of $75,000.

Return on Investment (ROI)

Return on investment (ROI) calculates the return on an investment as a percentage of the initial investment. This calculation is used to measure the profitability of an investment.

© Capacity Building Solutions, Inc.
www.capacity-building.com

The formula for ROI is:

$$ROI = \frac{(\text{net profit})}{(\text{initial investment})} \times 100\%$$

Where:

- **Net Profit:** The profit earned from the investment
- **Initial Investment:** The initial cost of the investment

If the ROI is greater than the cost of capital, the investment is profitable. If the ROI is less than the cost of capital, the investment is not profitable.

For example, a company invests $50,000 in a project and earns a net profit of $10,000. Using the formula, we can calculate the ROI of the investment:

$$ROI = \frac{\$10{,}000}{\$50{,}000} \times 100\%$$

ROI=20%

This means that the investment earned a 20% return on the initial investment.

Return on Assets (ROA)

Return on assets (ROA) expresses a company's net income as a percentage of its total assets. This calculation is used to measure how efficiently a company is using its assets to generate profits.

The formula for ROA is:

$$ROA = \frac{(\text{net income})}{(\text{total assets})} \times 100\%$$

Where:

- **Net Income:** The company's net income
- **Total Assets:** The total value of the company's assets

© Capacity Building Solutions, Inc.
www.capacity-building.com

A higher ROA indicates that a company is generating more profits from its assets.

For example, a company has a net income of $100,000 and total assets of $500,000. Using the formula, we can calculate the company's ROA:

$$ROA = \frac{\$100,000}{\$500,000} \times 100\%$$

ROA=20%

This means that the company is generating a 20% return on its assets.

Return on Equity (ROE)

Return on equity (ROE) expresses a company's net income as a percentage of its shareholders' equity. This calculation is used to measure how effectively a company is using its shareholders' equity to generate profits.

The formula for ROE is:

$$ROE = \frac{(\text{net income})}{(\text{shareholders' equity})} \times 100\%$$

Where:

- **Net Income:** The company's net income.
- **Shareholders' Equity**: The value of the company's equity

A higher ROE indicates that a company is generating more profits from its shareholders' equity.

For example, a company has a net income of $100,000 and shareholders' equity of $250,000. Using the formula, we can calculate the company's ROE:

$$ROE = \frac{\$100,000}{\$250,000} \times 100\%$$

ROE=40%

This means that the company is generating a 40% return on its shareholders' equity.

© Capacity Building Solutions, Inc.
www.capacity-building.com

Return on Capital Employed (ROCE)

Return on capital employed (ROCE) expresses a company's operating profit (EBIT) as a percentage of the capital employed in the business. This calculation is used to measure how efficiently a company is using its capital to generate profits.

The formula for ROCE is:

$$\text{ROCE} = \frac{(\text{EBIT})}{(\text{total assets} - \text{current liabilities})} \times 100\%$$

Where:

- **EBIT:** Earnings before interest and taxes (operating profit).
- **Total Assets:** The total value of the company's assets
- **Current Liabilities:** The company's current liabilities

A higher ROCE indicates that a company is generating more profits from its capital.

For example, a company has EBIT of $100,000; total assets of $500,000; and current liabilities of $100,000. Using the formula, we can calculate its ROCE:

$$\text{ROCE} = \frac{\$100{,}000}{(\$500{,}000 - \$100{,}000)} \times 100\%$$

$$\text{ROCE} = \frac{\$100{,}000}{\$400{,}000} \times 100\%$$

ROCE = 25%

This means that the company is generating a 25% return on its capital employed.

Weighted Average Cost of Capital (WACC)

The weighted average cost of capital (WACC) calculates the average cost of a company's debt and equity. This calculation is used to determine the minimum rate of return that a company must earn on its investments to satisfy its investors.

© Capacity Building Solutions, Inc.
www.capacity-building.com

The formula for WACC is:

$$WACC=(\text{Cost of Equity} \times \%\ \text{Equity}) + (\text{Cost of Debt} \times \%\ \text{Debt} \times (1 - \text{Tax Rate}))$$

Where:

- **Cost of Equity:** The return your owners or investors expect
- **% Equity:** The percentage of the company's financing that comes from equity
- **Cost of Debt:** The interest rate you pay on your borrowing
- **% Debt:** The percentage of the company's financing that comes from debt
- **Tax Rate:** The company's effective tax rate

Note: The tax adjustment (1 - Tax Rate) applies only to the cost of debt because interest payments are tax-deductible, creating a "tax shield" that effectively reduces the cost of debt financing.

For example, say a company has a cost of equity of 15%, a cost of debt of 8%, and an effective tax rate of 25%. Its financing is 60% from equity and 40% from debt. Using the formula, we can calculate the company's WACC:

$$WACC = (0.15 \times 0.60) + (0.08 \times 0.40 \times (1 - 0.25))$$

$$WACC = (0.09) + (0.08 \times 0.40 \times 0.75)$$

$$WACC = 0.09 + 0.024$$

$$WACC = 0.114 \text{ (or } 11.4\%)$$

This means that the company must earn at least an 11.4% rate of return on its investments to satisfy its investors.

These financial analysis tools are all important for small business owners to understand in order to make informed decisions about their finances. Net present value, internal rate of return, payback period, and return on investment are used to evaluate potential investments. Return on assets, return on equity, return on capital employed, and weighted cost of capital are used to evaluate the financial health and performance of a business. By using these tools, you can better understand your business's finances, make informed decisions, and maximize the profitability and success of your business. It's important to regularly review your financial data and seek professional financial advice as needed.

© Capacity Building Solutions, Inc.
www.capacity-building.com

Leading versus Lagging Indicators (KPIs)

Key performance indicators (KPIs) are metrics that businesses use to measure their financial performance and track progress towards their goals. Leading KPIs are metrics that help businesses predict future financial performance, while lagging KPIs are metrics that measure past financial performance.

Leading KPIs

1. **Sales pipeline**: the total value of potential sales that are expected to close in the future. By tracking the sales pipeline, businesses can adjust their sales and marketing strategies to achieve their goals.
2. **Customer acquisition cost (CAC):** the cost of acquiring a new customer. By tracking CAC, businesses can adjust their sales and marketing strategies to improve their efficiency.
3. **Burn rate:** the rate at which a business is spending its cash reserves. By tracking burn rate, businesses can predict how long their cash reserves will last and adjust their spending to ensure they have enough cash to operate in the future.
4. **Website traffic:** the number of visitors to a business's website. By tracking website traffic, businesses can improve their customer engagement and conversion rates.
5. **Sales forecast accuracy:** a measurement of the accuracy of a business's sales forecasts. By tracking sales forecast accuracy, businesses can adjust their sales and marketing strategies to achieve their goals more effectively.
6. **Customer lifetime value (CLV)**: the total value of a customer's purchases over their lifetime. By tracking CLV, businesses can adjust their customer acquisition and retention strategies to improve customer loyalty and increase their lifetime value.

© Capacity Building Solutions, Inc.
www.capacity-building.com

7 **Churn rate:** the percentage of customers who stop using a business's product or service. Tracking churn rate allows businesses to adjust their customer retention strategies to improve customer loyalty and reduce customer churn.

8 **Sales pipeline velocity**: how quickly potential sales move through the sales pipeline. By tracking sales pipeline velocity, businesses can adjust their sales and marketing strategies to improve the efficiency of their sales process.

9 **Social media engagement:** the level of engagement that a business receives on social media platforms. As with website traffic, tracking social media engagement allows businesses to improve customer engagement and conversion rates.

Lagging KPIs

1 **Revenue growth:** the percentage increase or decrease in revenue over a period of time. Revenue growth is a lagging KPI because it measures past performance, which can help show a business's overall financial health and long-term growth potential.

2 **Gross profit margin:** the percentage of revenue that remains after subtracting the cost of goods sold. Gross profit margin helps to reveal a business's profitability and the efficiency of its operations.

3 **Return on investment (ROI):** the percentage return on an investment. ROI helps business owners evaluate the effectiveness of their investments and make informed decisions about future investments.

4 **Profit margin:** the percentage of revenue that remains after deducting all expenses. Profit margin helps business owners understand their business's profitability and financial stability.

5 **Accounts receivable turnover:** how quickly a business collects payments from customers. Accounts receivable turnover is a measurement of a business's cash flow and financial health.

6 **Net promoter score (NPS):** a measurement of customer satisfaction and loyalty determined by asking customers how likely they are to recommend a business to others. NPS can help business owners evaluate their business's reputation and long-term growth potential.

7 **Cash conversion cycle**: the time it takes for a business to convert its investments in inventory and other resources into cash flow from sales. As with accounts receivable turnover, this metric speaks to a business's overall financial health.

© Capacity Building Solutions, Inc.
www.capacity-building.com

8 **Return on assets (ROA):** the amount of profit that a business generates relative to its total assets. ROA reveals a business's profitability and efficiency.

9 **Employee turnover rate:** the percentage of employees who leave a business over a period of time. It is an important metric for understanding a business's employee retention and talent management strategies.

Leading KPIs help businesses predict future financial performance and adjust their strategies accordingly, while lagging financial KPIs measure past financial performance and provide important insights into a business's overall financial health and long-term growth potential. By tracking both leading and lagging financial KPIs, you can gain a comprehensive understanding of your business's financial performance and make informed decisions about the future.

Financial Transparency

Financial transparency refers to the practice of providing accurate and comprehensive financial information about a business to stakeholders, including owners, investors, lenders, and employees. This information includes financial statements—such as balance sheets, income statements, and cash flow statements—as well as other relevant financial data.

For small business owners, financial transparency is critical to success, and there are numerous benefits to adopting a transparent financial reporting system. The following list of benefits includes sources for those who wish to look at these points in greater depth:

1 **Enhanced access to credit:**
Financial transparency can help small businesses gain better access to credit, as lenders and investors are more likely to provide funds to businesses that share clear financial information. Source: Berger, A. N., & Udell, G. F. (1998). ***"The economics of small business finance: The roles of private equity and debt markets in the financial growth cycle."*** Journal of Banking & Finance, 22(6-8), 613-673.

2 **Improved customer trust and loyalty:**
Small businesses with transparent financial practices are more likely to earn the trust and loyalty of customers, which can lead to repeat business and long-term success. Source: Mael, F., & Ashforth, B. E. (1992). ***"Alumni and their alma mater: A partial test of the reformulated model of organizational identification."*** Journal of Organizational Behavior, 13(2), 103-123.

© Capacity Building Solutions, Inc.
www.capacity-building.com

3

Attracting and retaining talent:
Financial transparency can help small businesses attract and retain talented employees, as individuals prefer working for organizations that are open about their financial performance and stability. Source: Greening, D. W., & Turban, D. B. (2000). ***"Corporate social performance as a competitive advantage in attracting a quality workforce."*** Business & Society, 39(3), 254-280.

4

Improved decision-making and resource allocation:
Transparent financial information enables better decision-making and resource allocation for small business owners and managers. This can lead to increased efficiency and more effective operations. Source: Pfeffer, J., & Salancik, G. R. (2003). ***"The external control of organizations: A resource dependence perspective."*** Stanford University Press.

5

Stronger relationships with suppliers and partners:
Small businesses that are financially transparent can foster stronger relationships with suppliers and partners, as these stakeholders have a better understanding of the company's financial health and stability. Source: Uzzi, B. (1997). "Social structure and competition in interfirm networks: The paradox of embeddedness." Administrative Science Quarterly, 42(1), 35-67.

6

Better compliance with regulations and reduced legal risks:
Financial transparency can help small businesses ensure compliance with relevant regulations, reduce the risk of legal issues, and avoid penalties. Source: Mitchell, R. K., Agle, B. R., & Wood, D. J. (1997). ***"Toward a theory of stakeholder identification and salience: Defining the principle of who and what really counts."*** Academy of Management Review, 22(4), 853-886.

7

Enhanced growth and sustainability:
Financial transparency can contribute to the growth and sustainability of small businesses by enabling them to identify areas for improvement and make informed decisions that support long-term success. Source: Wiklund, J., & Shepherd, D. (2003). "Knowledge-based resources, entrepreneurial orientation, and the performance of small and medium-sized businesses." Strategic Management Journal, 24(13), 1307-1314.

8

Increased stakeholder engagement:
By being financially transparent, small businesses can encourage stakeholders, such as investors, employees, and customers, to engage more actively with the company. This can lead to valuable feedback and insights that help improve business performance. Source: Post, C., Rahman, N., & Rubow, E. (2011). "Green governance: Boards of directors' composition and environmental corporate social responsibility." Business & Society, 50(1), 189-223.

© Capacity Building Solutions, Inc.
www.capacity-building.com

9

Improved risk management:
Financial transparency allows small businesses to better identify and manage potential risks, as they have a more accurate understanding of their financial position. This can help them develop more effective risk management strategies and mitigate potential issues. Source: Beasley, M. S., Clune, R., & Hermanson, D. R. (2005). **"Enterprise risk management: An empirical analysis of factors associated with the extent of implementation."** Journal of Accounting and Public Policy, 24(6), 521-531.

10

Greater adaptability and resilience:
Financially transparent small businesses can more easily adapt to changing market conditions and remain resilient in the face of challenges. By having access to clear financial information, these businesses can quickly identify areas that need adjustment and implement necessary changes. Source: Gittell, J. H., Cameron, K., Lim, S., & Rivas, V. (2006). "Relationships, layoffs, and organizational resilience: Airline industry responses to September 11." The Journal of Applied Behavioral Science, 42(3), 300-329.

Financial transparency provides numerous benefits to small businesses. By adopting transparent financial reporting practices, you can set your business up for long-term success and sustainability.

© Capacity Building Solutions, Inc.
www.capacity-building.com

Common Financial Mistakes

Small business owners face many financial management challenges. Here are some common financial management mistakes you might find yourself making, and the steps you can take to correct them:

1. **Not keeping accurate financial records**:
Many small business owners don't keep accurate financial records, which can lead to problems with tax compliance and financial reporting. To correct this, implement a system for keeping accurate financial records and make sure that all financial transactions are properly documented. In addition, ensure appropriate financial controls and procedures are in place.

2. **Not separating business and personal finances:**
Many small business owners mix their personal and business finances, which can lead to confusion and make it difficult to track business expenses. To correct this, open a separate business bank account and credit card and make sure that all business expenses are paid from these accounts only.

3. **Not forecasting cash flow:**
Many small business owners don't have a clear understanding of their cash inflows and outflows, which can lead to problems with cash management and make it difficult to plan for the future. To correct this, create a cash flow forecast and regularly update it to reflect changes in your business.

4. **Not understanding the cost of goods sold:**
Many small business owners don't understand their cost of goods sold, which can lead to problems with pricing and profitability. To correct this, fully understand the variable costs that drive your products/services and make sure that you build in a profit margin.

5. **Not monitoring financial metrics:**
Many small business owners don't regularly monitor financial metrics, which can lead to problems with financial performance and make it difficult to make informed business decisions. To correct this, create a dashboard that tracks your key financial metrics that either grow sales or drive profits.

© Capacity Building Solutions, Inc.
www.capacity-building.com

6

Not seeking professional financial advice:
Many small business owners try to manage their finances on their own and don't seek professional financial advice when needed, which can lead to costly mistakes. To correct this, consider hiring a financial advisor or accountant to help you manage your finances and provide guidance on financial decisions.

7

Not professionally managing inventory:
Many small business owners don't properly manage their inventory, which can lead to poor uses of capital, excess inventory, or stock shortages. To correct this, regularly track your inventory levels and implement inventory management systems to ensure that you have the right amount of inventory on hand.

8

Not controlling expenses:
Many small business owners don't have a clear understanding of their expenses, which can lead to overspending and lower profitability. To correct this, track your expenses and implement expense management systems to control costs. I encourage ranking your expense categories from highest to lowest in your income statement, rather than displaying them alphabetically by chart of account category. The Pareto principle—a statement that 80% of consequences come from 20% of causes—is alive and well in expense management.

9

Not having a clear business plan:
Many small business owners don't have a clear business plan, which can make it difficult to make informed financial decisions and plan for the future. To correct this, create a formal business plan that outlines your goals, strategies, and financial projections.

10

Not diversifying revenue streams:
Many small business owners rely on a single product or service for their revenue, which can leave them vulnerable to changes in the market. To correct this, business owners should diversify their revenue streams by offering new products or services, targeting new markets, or expanding their business. A rule of thumb I use is that no client or product/service should be more than 1/7, or 14.29%, of the total amount for that category.

This threshold is a general guideline and may vary by industry. Some sectors, such as government contracting or specialized B2B services, commonly operate with higher customer concentration. The key is to understand the risks associated with your specific customer concentration and have contingency plans in place.

11

Not managing debt effectively:
Many small business owners take on too much debt or fail to manage their debt effectively, which can lead to financial difficulties and lower credit ratings. To correct this, develop a plan to manage your debt, including reducing debt levels, negotiating better interest rates, and making timely payments.

© Capacity Building Solutions, Inc.
www.capacity-building.com

Every use of debt should have an ensuing repayment plan. Remember that line of credit debt is short-term debt and should be paid back in full within a year.

Credit card debt is ill-advised unless you can pay it back almost immediately. Lastly, if your cost of capital exceeds your profit margins, be wary of taking on too much debt.

12

Not planning for taxes:
Many small business owners don't plan for taxes and may not have the funds available to pay their tax bills when they are due. To correct this, work with a tax professional to develop a tax strategy and set aside funds to cover your tax obligations. It's always advisable to make estimated payments in order to spread out your tax obligations over time.

13

Not monitoring receivables:
Many small business owners don't closely monitor their accounts receivable, which can lead to cash flow problems and lower profitability. To correct this, implement a system to track receivables and follow up on late payments especially any receivables that exceed 90 days. Consider levying penalties for excessive late-payers, or build their behavior into your pricing. Don't fall victim to financing your clients' businesses.

14

Not investing in the business:
Many small business owners fail to invest in their business, which can limit their growth potential and make it difficult to compete in the market. To correct this, consider investing in new technology, marketing, or employee training to improve your operations and grow your business. Moreover, understand the difference between cost-creating and revenue-generating positions. Stress the organization from the **"outside in"** not the **"inside out"**: sales solves a lot of expense problems, but expense solutions rarely solve sales problems.

15

Not adapting to changes in the market:
Many small business owners fail to adapt to changes in the market, which can lead to decreased revenue and lower profitability. To correct this, stay up-to-date on industry trends and make strategic changes to your business as needed to remain competitive.

16

Not managing risk effectively:
Many small business owners fail to manage risk effectively, which can leave them vulnerable to financial losses and legal liabilities. To correct this, identify and assess your business risks, develop risk management plans, and implement risk mitigation strategies. Make sure you think through different adverse potential business scenarios and plan accordingly.

© Capacity Building Solutions, Inc.
www.capacity-building.com

17

Not investing in financial management systems:
Many small business owners fail to invest in financial management systems, which can make it difficult to track financial data and make informed financial decisions. To correct this, consider implementing financial management software or outsourcing financial management tasks to professionals. Too many companies still rely on manual data entry which is time-consuming and inefficient. They also work with too many (often outdated) different systems that don't always integrate well with one another and end up creating work-arounds which frustrate everyone involved.

18

Not understanding financial reporting requirements:
Many small business owners don't understand the financial reporting requirements for their industry, which can lead to non-compliance and legal issues. To correct this, familiarize yourself with financial reporting requirements and seek professional advice if necessary.

19

Not planning for contingencies:
Many small business owners don't plan for contingencies, such as emergencies or unexpected expenses, which can disrupt their business operations and lead to financial difficulties. To correct this, develop contingency plans and set aside funds to cover unexpected expenses. Think of it as your business's "**rainy day**" fund.

20

Not communicating with stakeholders:
Many small business owners fail to communicate with their stakeholders—such as their investors, lenders, and employees—which can lead to misunderstandings and lower morale. To correct this, establish regular communication channels and keep stakeholders informed of important financial information. Make sure you stay on top of bank covenants and keep your banker in the loop regarding any significant changes to your financial situation.

By addressing these common financial management mistakes, you can improve your business's financial performance, reduce your financial risks, and position your business for long-term success. It's important to regularly review your financial management practices and seek professional financial advice when needed to ensure that you are making informed financial decisions.

© Capacity Building Solutions, Inc.
www.capacity-building.com

Typical Growth Rates for Small Businesses

The typical growth rates for a well-managed small business can vary widely depending on the industry, the size of the business, and a variety of other factors. In my professional experience, the average small business should grow at least 5-7% per year. You need to grow this much just to cover the increased cost of doing business. Growing 10-15% is considered above average growth, and 15-35% fast growth.

Anything above 35% is hyper-fast growth and typically strains operational capacity and drains financial resources. The rule of thumb I've always used with start-ups is at least 50% growth per year for the first five years, followed by readjustment to a more normal growth trajectory unless they are venture or private equity backed. However, all of the above figures can be significantly higher or lower depending on the specific circumstances of the business in question.

Some factors that can impact a small business's growth rate include:

1. **Industry:** Some industries are more conducive to high growth rates than others. For example, technology startups may experience much higher growth rates than retail businesses.

2. **Business model:** Businesses that are able to scale quickly and efficiently, such as software as a service (SaaS) companies, may experience higher growth rates than businesses that require a physical location or significant capital investment.

3. **Market conditions:** Economic conditions, consumer trends, and competitive factors can all impact a small business's growth rate.

4. **Management and strategy:** The quality of a business's management team and the effectiveness of its growth strategy can also affect its growth rate.

© Capacity Building Solutions, Inc.
www.capacity-building.com

Ultimately, the appropriate growth rate for a small business will depend on its specific goals and objectives. Some businesses may prioritize steady, sustainable growth, while others may seek to grow as quickly as possible in order to capture market share. You should work with financial advisors and other experts to develop a growth strategy that aligns with your goals and objectives and takes into account the unique circumstances of your business.

It's important to note that while high growth rates can be attractive to investors and may indicate a successful business, they can also be challenging to sustain over the long term. Rapid growth can place significant demands on a small business, including increased staffing needs, higher operating costs, and the need for additional capital investment. If your business is not able to manage these challenges effectively, it may experience problems with cash flow, profitability, and overall financial health.

Additionally, you should consider the risks associated with pursuing high growth rates, such as taking on too much debt, overextending resources, or sacrificing long-term sustainability for short-term growth.

To expand on the topic of growth rates for small businesses, it's important to consider the various factors that can impact a business's growth trajectory.



© Capacity Building Solutions, Inc.
www.capacity-building.com

The “Rule of 23” and “Rule of 40” Concepts

I’ve been fortunate to work with many pest control companies in my career, and they introduced me to the “Rule of 23” concept. This states that a company’s year-over-year growth rate percentage and net profit margin, when combined, should be equal to or greater than 23. So, for example, if a company grew by 10% over the prior year and had a net profit percentage of 14%, then they would score a 24.

This "Rule of 23" is an industry-specific heuristic that I learned from practitioners in the pest control industry. While it provides a useful benchmark for balancing growth and profitability, the appropriate threshold may vary by industry and business model. The more widely recognized "Rule of 40" (described below) is commonly used in technology and SaaS businesses.

It has since come to my attention that private equity companies use a “Rule of 40” standard when evaluating their investments. It is often used by investors and analysts to determine whether a company is generating enough revenue growth to justify its level of spending on research and development (R&D) and sales and marketing (S&M) activities.

The Rule of 40 calculation is based on the following formula:

Rule of 40=Revenue Growth Rate +EBITDA Margin

In this formula, the revenue growth rate is the percentage increase in revenue over the previous year, and the EBITDA margin is the company's earnings before interest, taxes, depreciation, and amortization as a percentage of revenue.

The Rule of 40 suggests that if a company's revenue growth rate plus its EBITDA margin is equal to or greater than 40%, it is considered healthy and has a good chance of being successful in the long run. For example, a company with a revenue growth rate of 20% and an EBITDA margin of 25% would have a Rule of 40 score of 45%, which indicates that it is performing well.

However, the Rule of 40 is not a perfect metric, and it does not take into account other important factors such as cash flow, debt, or market share. It should always be used in conjunction with other financial and performance indicators to provide a more complete picture of a company's health and prospects.

© Capacity Building Solutions, Inc.
www.capacity-building.com

The Effects of Fast Growth

Fast growth is a common goal for many businesses, as it signals success and profitability. However, fast growth can have negative effects on a business's financial health as well as positive ones. Here are some of the ways that fast growth may affect your small business:

Positive Effects

1. **Increased revenue:** Fast growth can lead to increased revenue for a business as it expands its customer base and market share, which can provide the resources needed to invest in further growth and expansion.

2. **Increased market share:** Fast-growing businesses can quickly gain market share in their respective industries, which can lead to a competitive advantage, increased pricing power, and improved profitability.

3. **Improved profitability:** Rapid growth can improve a business's profitability through economies of scale. As a business grows, it can negotiate better terms with suppliers, reduce its production costs, and streamline its operations. This can lead to improved profit margins and a more efficient business model.

4. **Access to capital:** Fast-growing businesses often attract new investors, which can provide the capital needed to fuel further growth. This can be in the form of equity investments or debt financing. Increased access to capital can also improve a business's valuation and provide the resources needed to make strategic acquisitions.

5. **Increased brand awareness:** Fast growth can create increased brand awareness for a business as it expands its market reach. A stronger brand can lead to increased customer loyalty and a competitive advantage in the marketplace.

© Capacity Building Solutions, Inc.
www.capacity-building.com

Negative Effects

1. **Cash flow issues:** Rapid growth can put a significant strain on a company's cash flow. As a business grows, it may need to invest heavily in inventory, marketing, and infrastructure to sustain its growth. If a business cannot manage its cash flow effectively, it may be forced to borrow money or issue new shares to raise capital, which can dilute shareholder value.

2. **Overexpansion:** Fast-growing businesses may be tempted to expand too quickly, which can strain their resources and lead to operational inefficiencies. Overexpansion can also lead to overcapacity, which can result in reduced pricing power and lower profitability. Businesses must be careful to balance growth with their operational capabilities to avoid this pitfall.

3. **Increased competition:** As a business grows, it may attract increased competition from other companies seeking to replicate its success. This can erode a business's market share and profitability, as competitors may try to undercut their pricing or offer similar products or services.

4. **Loss of control:** Rapid growth can lead to a loss of control over a business. As the company's workforce expands, it may become more challenging to maintain its culture and values, leading to a loss of company identity. Rapid changes in a business's organizational structure can also lead to communication and coordination issues.

5. **Regulatory and compliance issues:** As a business grows, it may become subject to increased regulatory and compliance requirements. This can result in increased costs and administrative burdens, which can strain a company's resources.

Fast growth can be both a blessing and a curse for businesses. While it can bring increased revenue, improved profitability, and access to new markets, it can also create several potential traps. Businesses must be careful to manage their cash flow effectively, avoid overexpansion, and maintain control over their culture and identity. By doing so, they can sustain their growth and continue to create value for their shareholders and customers. A careful balance between growth and risk management is essential for long-term success.

© Capacity Building Solutions, Inc.
www.capacity-building.com

Growing Your Revenue

Implementing these strategies can help you increase revenue and build a stronger and more sustainable business over the long term. **Here are ten ways to grow your business's revenue:**

1. **Define your unique selling proposition (USP):** Identify what sets your business apart from competitors and promote it to potential customers.

2. **Increase your marketing efforts:** Use social media, email marketing, paid advertising, and other tactics to increase brand awareness and drive traffic to your website.

3. **Expand your customer base:** Find new customer segments to target and focus on building relationships with existing customers to encourage repeat business.

4. **Enhance your sales process:** Train your sales team, create effective sales scripts and processes, and invest in sales technology to streamline and optimize the sales process.

5. **Diversify your product or service offerings:** Expand your offerings to include complementary products or services that appeal to your target market.

6. **Consider new distribution channels:** Explore new channels for distributing your products or services, such as e-commerce, partnerships with other businesses, or expanding into new markets.

7. **Improve your customer experience:** Focus on providing exceptional customer service, simplifying the buying process, and creating a positive brand experience.

8. **Implement pricing strategies:** Consider variable pricing, discounts, bundling, or other strategies to increase sales and revenue.

9. **Focus on referrals:** Encourage satisfied customers to refer others to your business, and create referral programs to incentivize them.

10. **Monitor your financial metrics:** Track your revenue, expenses, and profits regularly and adjust your strategies accordingly to maximize profitability.

© Capacity Building Solutions, Inc.
www.capacity-building.com

Maximizing Your Profit

Revenue is not the whole picture. Here are seventeen strategies that can help you maximize your business's profit. Experimentation and testing can determine which strategies work best for your particular business and target market.

1. **Control costs:** Regularly review expenses and identify areas where costs can be reduced without negatively impacting the quality of products or services.

2. **Increase efficiency:** Implement processes and procedures that streamline operations, reduce waste, and increase productivity.

3. **Optimize pricing:** Use data analysis to set prices that balance profitability with customer demand.

4. **Focus on high-profit products and services:** Identify the products or services that generate the highest profit margins and prioritize those in your marketing and sales efforts.

5. **Cross-sell and up-sell:** Encourage customers to purchase additional products or services, increasing revenue per customer.

6. **Improve customer retention:** Focus on building long-term relationships with customers to increase retention rates, reduce acquisition costs, and generate more repeat business.

7. **Develop new revenue streams:** Consider new revenue streams such as partnerships, licensing, or diversifying product/service offerings.

8. **Negotiate better deals:** Negotiate better deals with suppliers, landlords, and other vendors to reduce costs and improve margins.

© Capacity Building Solutions, Inc.
www.capacity-building.com

9. **Use technology:** Invest in technology that can automate processes, increase efficiency, and provide insights into business operations.

10. **Seek professional advice:** Work with financial advisors or business coaches to develop strategies for maximizing profit and long-term business growth.

11. **Monitor cash flow:** Keep a close eye on your cash flow, and maintain a positive cash flow to ensure your business can continue to operate and grow.

12. **Manage inventory:** Manage your inventory effectively to reduce waste and avoid overstocking.

13. **Invest in employee training:** Invest in training programs to improve employee skills and productivity, which can lead to higher revenue and profitability.

14. **Focus on customer service:** Provide exceptional customer service to encourage repeat business and positive word-of-mouth recommendations.

15. **Analyze competitors:** Analyze your competitors to identify areas where you can differentiate your business and add more value to your customers.

16. **Expand to new markets:** Consider expanding to new geographic markets or target customer segments to increase revenue and profits.

17. **Monitor industry trends:** Keep up-to-date with industry trends and changes in customer behavior to anticipate changes and adjust your strategies accordingly.

© Capacity Building Solutions, Inc.
www.capacity-building.com

Maximizing Your Cash Flow

Maximizing your cash flow ensures that your business has the necessary cash reserves to operate and grow over the long term. **Here are sixteen strategies that can help you manage and maximize your business's cash flow:**

1. **Monitor cash flow:** Keep a close eye on your cash flow by regularly reviewing financial statements and projections. Continually evaluate your ability to meet both short- and long-term cash obligations.

2. **Create cash flow projections:** Develop cash flow projections that consider expected income and expenses over a given period of time. This can also involve forecasting future cash needs as your business expands.

3. **Invoice customers promptly:** Invoice customers promptly to help ensure timely payment.

4. **Offer incentives for early payment:** Offer discounts or other incentives to customers who pay early.

5. **Set clear payment terms:** Set clear payment terms and follow up with customers who are late on payments to encourage timely payment.

6. **Manage accounts receivable:** Manage accounts receivable effectively by regularly reviewing aging reports and taking appropriate action to collect overdue payments.

7. **Negotiate payment terms with suppliers:** Negotiate payment terms with your suppliers to ensure that payments are made on time and cash flow is optimized.

© Capacity Building Solutions, Inc.
www.capacity-building.com

8. **Control inventory:** Control inventory levels to minimize the amount of cash tied up in unsold products.

9. **Consider financing options:** Consider financing options such as lines of credit to improve cash flow during times of low revenue or unexpected expenses.

10. **Seek professional advice:** Seek professional advice from financial advisors or business coaches to develop strategies for improving cash flow and managing finances effectively.

11. **Delay capital expenditures:** Delay capital expenditures or equipment purchases until cash flow improves, or consider financing options to spread out payments over time.

12. **Renegotiate contracts:** Renegotiate contracts with suppliers or landlords to reduce costs and improve cash flow.

13. **Reduce overhead expenses:** Reduce overhead expenses such as rent, utilities, and office supplies to free up cash.

14. **Monitor debt levels:** Monitor debt levels closely and prioritize paying off high-interest debt first.

15. **Use technology:** Use technology to automate processes and reduce administrative costs.

16. **Plan for seasonality:** Plan for seasonality by setting aside cash reserves during high-revenue periods to cover expenses during slower periods.

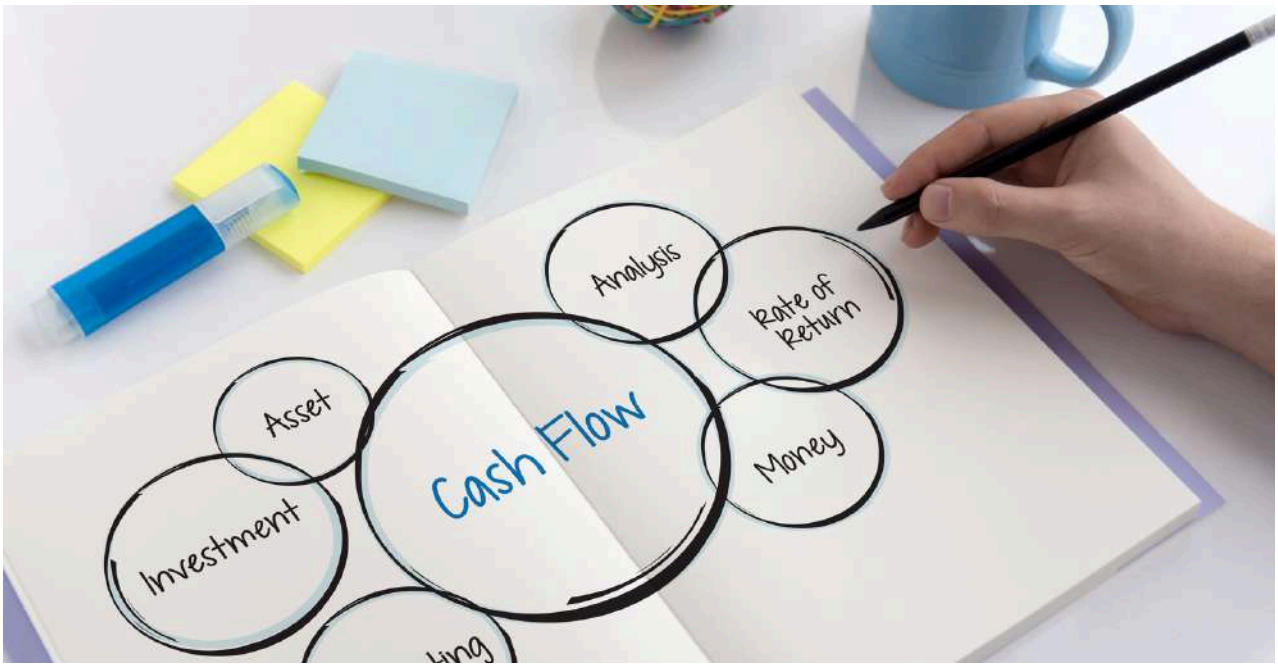

© Capacity Building Solutions, Inc.
www.capacity-building.com

Keeping Appropriate Cash Reserves

The appropriate cash reserve for a small business can vary depending on a number of factors, including the size and nature of your business, the industry it operates in, and its financial goals and objectives. As a general rule of thumb, financial experts recommend that small businesses maintain a cash reserve equivalent to at least three to six months of operating expenses. This means that your business should have enough cash on hand to cover your operating expenses for that time, in the case of unexpected events such as a recession, a natural disaster, or the loss of a major customer.

The appropriate cash reserve amount for your business may be higher or lower depending on your specific circumstances. For example, businesses with seasonal fluctuations in revenue or those that rely heavily on a small number of customers may need to maintain a higher cash reserve to protect against potential revenue shortfalls. Businesses with more stable revenue streams and low overhead costs may be able to maintain a lower cash reserve.

There may be other factors to consider such as industry-specific concerns and your overall financial goals. Working with a financial advisor and/or accountant can help you determine an appropriate cash reserve goal for your business.

Once you have determined how much cash you should hold in reserve, you will have to consider how to build and maintain your cash reserve over time. **Here are some strategies that can help you establish and maintain a healthy cash reserve:**

1. **Establish a budget:** Developing a budget is an essential first step in building a cash reserve. A budget will help you understand your revenue and expenses, and identify areas where you can reduce costs or increase profitability.

2. **Monitor cash flow:** Monitor your cash flow regularly and take steps to improve it as needed.

3. **Reduce debt:** Paying down debt can free up cash flow and make it easier to build a cash reserve.

4. **Set savings goals:** Set savings goals and work towards building a cash reserve over time. This may involve setting aside a percentage of profits each month or quarter.

5. **Automate savings:** Set up automatic transfers from your business checking account to a savings account.

6. **Consider alternative financing options: In addition to traditional bank loans, consider a standby line of credit as a backstop while you build your cash reserve.**

By taking a proactive approach to building and maintaining a cash reserve, you can better protect your business against unexpected financial challenges.

© Capacity Building Solutions, Inc.
www.capacity-building.com

Making Good Financial Decisions

Good financial decision-making is crucial for the success of your small business.
Here are some key factors that can help you make good financial decisions:

1. **Data-driven decision-making:**
Good financial decisions are based on accurate and relevant financial data. Regularly track and analyze your business's financial metrics such as cash flow, revenue, expenses, and profit margins to make sure you have a complete picture of your business's financial health.

2. **Strategic alignment:**
Financial decisions should be aligned with your business's overall strategy and goals. Consider how your financial decisions may impact the business's long-term growth and profitability.

3. **Risk management:**
Financial decisions should consider potential risks and uncertainties. Identify and plan for your business's financial risks, such as market volatility, economic downturns, and unexpected expenses.

4. **Cost-effectiveness:**
Financial decisions should be cost-effective and provide a positive return on investment. Determine the cost-benefit of your options and prioritize those that are most likely to provide a strong return on investment.

5. **Collaboration:**
Good financial decision-making requires collaboration between the business owner, the finance team, and other stakeholders. Seek input from others and consider multiple perspectives when making financial decisions.

6. **Continuous improvement:**
Good financial decision-making is an ongoing process that requires continuous improvement. Regularly evaluate and adjust your financial decision-making processes to improve your outcomes over time.

© Capacity Building Solutions, Inc.
www.capacity-building.com

7 **Understanding of financial statements:**
Seek a solid understanding of your business's financial statements. This will enable you to analyze and interpret financial data accurately as you make decisions.

8 **Flexibility:**
Financial decision-making requires flexibility and the ability to adapt to changing circumstances. Be prepared to adjust your financial strategies and decisions as needed to respond to changing market conditions or unexpected events.

9 **Timing:**
Financial decisions should be made at the right time. Consider the timing of your financial decisions and make sure they align with the business's cash flow, revenue cycles, and other financial considerations.

10 **Focus on the big picture:**
Good financial decision-making requires a focus on the big picture. Consider how financial decisions impact the overall long-term health and success of your business, rather than focusing solely on short-term gains or losses.

11 **Communication:**
Good financial decision-making requires effective communication. Communicate financial information and decisions clearly and regularly to your finance teams, other stakeholders, and employees.

12 **Transparency:**
Good financial decision-making requires transparency. Be transparent about your financial decisions, including the rationale behind them, to build trust with stakeholders.

By considering these key factors, you can improve your financial decision-making processes. As you learn more about handling your business's finances, keep in mind that good financial decision-making requires discipline, collaboration, and a continual focus on improvement.



© Capacity Building Solutions, Inc.
www.capacity-building.com

Making Good Pricing Decisions

Finding the right price for your products or services is critical. Pricing too high can discourage customers from buying, while pricing too low can leave money on the table and potentially reduce your business's profitability. Here are some key considerations to keep in mind when making pricing decisions:



1. **Understand the market:**
Before setting prices, understand your market and the prices of similar products or services. Conducting market research, analyzing competitor pricing strategies, and identifying pricing trends can help you make informed pricing decisions.

2. **Consider your costs:**
Consider the costs of producing and delivering your products or services when setting prices. This includes both direct costs (like materials and labor) and indirect costs (like marketing and overhead).

3. **Determine value to the customer:**
Consider the perceived value of your products or services to the customer, including factors like quality, convenience, and brand reputation. Knowing what customers are willing to pay for these factors will enable you to set prices that are both profitable and competitive.

4. **Test and adjust as you go:**
Pricing is not a one-time decision. Continually test and adjust your pricing strategies to ensure that they are generating your desired level of revenue and profitability. This may involve experimenting with different pricing strategies, such as discounts, subscription models, or tiered pricing, and monitoring their impact on sales and profitability.

5. **Monitor the market:**
Stay informed about changes in the market, such as changes in consumer behavior or shifts in the competitive landscape. This can help you adjust your pricing strategies and stay competitive over the long term.

© Capacity Building Solutions, Inc.
www.capacity-building.com

6

Consider the elasticity of demand:
The elasticity of demand refers to the degree to which changes in price affect demand for a product or service. If demand for a product or service is highly elastic, meaning that its customers are sensitive to changes in price, then you may need to adjust prices more frequently to remain competitive.

7

Implement dynamic pricing:
Dynamic pricing involves adjusting prices based on changes in demand, competition, or other factors. This can be an effective strategy if you operate in highly competitive or volatile markets.

8

Offer bundles or packages:
Bundling or packaging products or services together can be an effective pricing strategy. By offering customers a discount for purchasing multiple products or services, you can increase the perceived value of your offerings and generate more revenue per transaction.

9

Monitor the Competition:
Finally, business owners should regularly monitor the pricing strategies of their competitors to ensure that they remain competitive in the market. This can help business owners identify pricing trends, adjust their pricing strategies as needed, and maintain their competitive edge.



© Capacity Building Solutions, Inc.
www.capacity-building.com

Communicating with Customers

It's also important to clearly communicate your pricing strategy to your customers, and to be transparent about your pricing decisions. This can help build customer trust and loyalty, and differentiate your business from its competitors.

Here are some strategies for communicating with customers about pricing:

1. **Provide clear and accurate pricing information:**
Your customers should always have a clear and accurate picture of what they're paying, including all fees and charges. This can help avoid confusion and build trust among customers.

2. **Explain the value proposition:**
Explaining the value proposition of your products or services and how your prices are aligned with customer needs and preferences can help customers understand why the business charges the prices it does and build confidence in your brand.

3. **Be transparent about costs:**
Helping customers understand the costs associated with producing and delivering your products or services will help to build their trust in your business.

4. **Offer clear payment terms:**
Offer clear payment terms to customers, including any discounts, financing options, or other incentives. This can help customers understand their financial obligations and make informed purchasing decisions.

5. **Solicit customer feedback:**
Finally, solicit feedback from your customers about your pricing strategy. This can help you better understand customer needs and preferences and improve your pricing strategy over time.

Effective communication of pricing strategies is essential for building trust and loyalty among customers, and thereby maximizing your revenue and profitability. Providing clear and accurate pricing information, explaining the value proposition of your products or services, and being transparent about your costs will help you to establish a strong relationship with your customers.

© Capacity Building Solutions, Inc.
www.capacity-building.com

Taking on Business Debt

Are there times when you should consider taking on business debt? Small businesses may take on debt as a way to finance growth, expand operations, purchase equipment, or meet short-term cash flow needs. However, taking on debt also comes with risks, and it's important to carefully evaluate your financial situation before deciding to take on business debt.

Here are some situations when it may be advisable to take on debt:

1. **Growth opportunities:**
   If your business has an opportunity for growth, such as expanding to new markets, introducing new products or services, or increasing marketing efforts, taking on debt may be a good way to finance these initiatives and achieve long-term growth.

2. **Capital expenditures:**
   If your business needs to purchase new equipment, invest in technology, or make improvements to its facilities, taking on debt may be a way to finance these investments and improve efficiency and productivity.

3. **Cash flow needs:**
   If your business is experiencing short-term cash flow challenges due to slow-paying customers or seasonal fluctuations, taking on debt can help bridge the gap until cash flow improves.

4. **Low interest rates:**
   If interest rates are low, taking on debt may be an attractive option for businesses looking to finance growth or capital expenditures.

5. **Tax benefits:**
   Interest on business debt is typically tax-deductible, which can reduce the overall cost of borrowing and improve the business's bottom line.

That being said, it's important for you to carefully evaluate your ability to repay the debt, including assessing your business's current and projected cash flow, revenue, and profitability. Consider the overall impact of the debt on your business's financial health, its creditworthiness as well as the factors listed above.

© Capacity Building Solutions, Inc.
www.capacity-building.com

Types of Business Debt

There are various types of debt available to small businesses. Consider the type of debt that is best suited for your business needs. **Here are some common types of debt:**

1. **Bank loans:**
   Bank loans are a common source of debt for small businesses. They typically offer lower interest rates than other forms of debt, but may require collateral or a personal guarantee from the business owner.

2. **Business credit cards:**
   Business (or corporate) credit cards can be a convenient way to finance small purchases or recurring expenses, but as with personal credit cards, they typically have higher interest rates than other forms of debt.

3. **Equipment financing:**
   Equipment financing allows businesses to purchase equipment or machinery with a loan that is secured by the equipment itself. This can be a good option for businesses that need to make large purchases and want to spread out the payments over time.

4. **Lines of credit:**
   Lines of credit provide businesses with revolving credit (debt) that can be used as needed. This can be a good option for businesses that need to cover short-term cash flow needs or unexpected expenses.

Taking on debt can be a valuable tool for small businesses looking to finance growth or meet short-term cash flow needs. However, it's important to carefully evaluate your business's financial situation, consider the potential risks and benefits, and choose the type of debt that is best suited for your needs. Don't forget to evaluate the potential impact on your credit score and ability to obtain future financing. It's important to make timely payments and maintain good credit to ensure that your business has access to financing when it needs it.



© Capacity Building Solutions, Inc.
www.capacity-building.com

Potential Debt Pitfalls

Debt can be a powerful tool for your business, but it's not without risk. Mismanaging debt can have serious consequences for your business. **Here are some debt pitfalls to avoid:**

1. **Taking on too much debt:**
   Taking on more debt than the business can easily repay can put your business at risk of defaulting on its obligations and negatively impact its credit rating.

2. **Not understanding the terms of the debt:**
   Borrowers must be clear on all of the terms of the debt, including the interest rate, repayment schedule, and any associated fees. Have your banker or investor walk you through this at closing.

3. **Failing to monitor debt levels:**
   Failing to monitor your debt levels can lead to the accumulation of too much debt over time. Using more than 50% of your credit line or maxing out your credit cards are major red flags, unless they are planned-for events.

4. **Misusing debt funds:**
   Using debt funds for purposes other than what they were intended for can also be a problem, as it may result in your business being unable to repay its debt obligations. Do not use debt to pay yourself a salary the business cannot afford!

5. **Ignoring debt payments:**
   Ignoring debt payments can lead to late fees, penalties, and damage to your business's credit rating, as well as potential legal consequences.

6. **Not having a plan to repay debt:**
   Failing to make a plan to repay your business's debt can lead to ongoing financial stress and a lack of progress in reducing your debt levels. Hope is not a strategy, and interest compounds. It's better to make small consistent payments than none at all.

To avoid these common debt management mistakes, take a proactive approach to managing your business's debt. Developing a debt management plan will help account for your business's cash flow and revenue projections, regularly monitor your debt levels, and negotiate with lenders to secure favorable terms. Prioritize timely debt payments and work to build strong credit profiles to ensure that you are able to secure financing when needed.

© Capacity Building Solutions, Inc.
www.capacity-building.com

Managing Your Debt

In addition to avoiding the debt pitfalls mentioned above, there are positive steps that you can take to effectively manage your business's debt:

1. **Prioritize debt repayment:**
   Prioritize debt repayment and make regular payments on your debts, even if it means cutting back on other expenses.

2. **Consider consolidation:**
   If your business has multiple debts with different interest rates and repayment schedules, it may be beneficial to consolidate those debts into a single loan with a lower interest rate and more favorable repayment terms.

3. **Build a cash reserve:**
   Building a cash reserve can help your business weather unexpected financial challenges and reduce the need for additional debt financing.

4. **Seek professional advice:**
   Professional advice from financial advisors or accountants can help you better manage your debt and develop a sound financial strategy.

© Capacity Building Solutions, Inc.
www.capacity-building.com

Using Arbitrage to Advantage

Arbitrage is a financial strategy that involves taking advantage of differences in prices between different markets or assets to make a profit with minimal risk. In small business debt decisions, the same idea is used loosely to compare the expected return on investment with the cost of borrowing to determine if there is a positive or negative spread, and can be used to decide whether taking on debt would be advantageous. A positive spread means that the return on investment is higher than the cost of borrowing, while a negative spread means that the cost of borrowing is higher than the return on investment.

For example, let's say a small business is considering taking on a bank loan to finance a new project. The interest rate on the loan is 6% per year, and the business estimates that the project will generate a return of 8% per year. In this scenario, the business has a positive spread of 2% (8% - 6%), which means that the return on investment is higher than the cost of borrowing. The loan may be worthwhile if the 8% estimate holds.
Arbitrage can also be used to evaluate the profitability of different types of debt, such as bank loans versus lines of credit or short-term versus long-term loans. By comparing the cost of borrowing and the expected return on investment for different types of debt, you can choose the option that is most profitable and best suited to your needs.

Arbitrage should be used with caution. While it can be a useful tool for evaluating the profitability of debt decisions, it can also involve significant risk if not done correctly. Carefully consider your financial situation and seek the advice of a financial professional before making any significant financial decisions.

© Capacity Building Solutions, Inc.
www.capacity-building.com

Treasury Management

Treasury management refers to the process of managing a company's cash flows, liquidity, and financial risk. For small businesses, effective treasury management is critical for ensuring the business's financial stability and success.

Effective treasury management for small businesses involves several key activities:

1. **Cash management:**
Cash management involves optimizing cash inflows and outflows to ensure that the business has sufficient liquidity to meet its financial obligations. This includes managing accounts receivable and accounts payable, forecasting cash flows, and maintaining adequate cash reserves.

2. **Investment management:**
Investment management involves managing the business's surplus cash to generate a return on investment while minimizing risk. This may involve investing in short-term securities or other low-risk investments.

3. **Risk management:**
Risk management involves identifying and managing financial risks that could affect the business's financial stability, such as interest rate risk, credit risk, or currency risk. This may involve using financial instruments such as derivatives to hedge against these risks.

4. **Banking relationships:**
Establishing and maintaining strong relationships with banks and other financial institutions is critical for effective treasury management. This includes negotiating favorable terms for loans, managing bank accounts, and staying informed about changes in banking regulations and practices.

One of the primary goals of treasury management for small businesses is to optimize working capital (current assets minus current liabilities), which funds day-to-day operations. By effectively managing your working capital, you can improve your cash flow and reduce the need for short-term borrowing or other forms of debt.

Effective treasury management can help you optimize your business's financial performance by reducing the cost of capital and improving the return on investments. For example, negotiating favorable terms for loans or investing surplus cash in safe, liquid investments can improve your business's profitability and financial stability. In addition, effective treasury management can help you reduce your exposure to financial risks.

© Capacity Building Solutions, Inc.
www.capacity-building.com

Staffing Your Finance Department

If your business is large enough to need a finance department (or finance function), staffing decisions are an important piece of managing your business's finances. Depending on the size and complexity of your business, the finance department may consist of one or more employees with varying levels of expertise and responsibilities.

Here are some key factors to consider when making finance department staffing decisions:

1. **Business size and complexity:**
   The size and complexity of your business will largely determine the staffing needs for its finance function. A small, simple business may only require a part-time bookkeeper or accountant, while a larger, more complex business may require a full-time CFO, accountant, and financial analyst.

2. **Expertise and skills:**
   The expertise and skills required for the finance function will vary depending on the specific needs of the business. Small businesses should consider hiring employees with strong accounting, financial analysis, and reporting skills, as well as experience with relevant software and tools.

3. **Budget:**
   Weigh the costs of hiring full-time employees versus outsourcing certain financial functions, such as bookkeeping or tax preparation.

4. **Growth Potential:**
   Consider your business's growth potential when staffing the finance function. Hiring employees with experience managing financial growth and scaling the business can be critical for long-term success.

5. **Training and development:**
   Small businesses should provide training and development opportunities for their finance employees to ensure that they have the skills and knowledge required to manage the business's finances effectively.

In addition to hiring the right employees, small businesses should also consider implementing effective processes and systems to support their finance function. This may include investing in accounting software, implementing financial controls and procedures, and regularly reviewing financial reports to ensure accuracy and compliance.

© Capacity Building Solutions, Inc.
www.capacity-building.com

Additional Staffing Considerations

1. **Clearly define roles and responsibilities:** Clearly define the roles and responsibilities of your finance employees to ensure that everyone is working towards the same goals and objectives. Make sure they have clear performance and behavioral expectations and key performance indicators that denote success for the role. This can help avoid confusion and ensure that all financial functions are effectively managed.

2. **Implement financial controls and procedures:** Effective financial controls and procedures will help ensure that financial data is accurate, timely, and secure. This may include implementing a system of checks and balances, setting up internal controls, and regularly reviewing financial reports. Never have the person who pays the bills also send out your invoices. I've seen fraud too many times when this happens.

3. **Use accounting software:** Investing in accounting software can be a cost-effective way to streamline financial processes and improve accuracy and efficiency. Choose accounting software that is scalable, user-friendly, and can integrate with other business systems.

4. **Regularly review financial reports:** Regularly reviewing your financial reports will help ensure that the business is on track financially, and identify potential issues or areas for improvement. This may include reviewing cash flow statements, income statements, and balance sheets. Have your lead financial person or outsourced expert provide you with a 1-2 page narrative summary introducing your reports, and highlight any sections of each document that they believe warrant special attention.

5. **Provide training and development opportunities:** Ongoing training will ensure that your finance employees have the skills and knowledge required to manage the business's finances. Training opportunities may include industry conferences, courses, and certifications, or receiving mentoring or coaching.

Overall, a well-staffed finance department comes through hiring the right employees, implementing effective processes and systems, and providing training and development opportunities.

© Capacity Building Solutions, Inc.
www.capacity-building.com

Finance Department Size Guidelines

The appropriate size for a finance department varies depending on the size and complexity of the company's financial operations. As a general guideline, the following ratios can be used to determine the number of finance staff required based on the size of the company:

1. **Small businesses:**
   For businesses with less than $5 million in annual revenue, one or two finance staff members may be sufficient. This may include a bookkeeper, accountant, or part-time CFO.

2. **Medium-sized businesses:**
   For businesses with between $5 million and $50 million in annual revenue, the finance department may require between three and five staff members. This may include a controller, a financial analyst, and accounting clerks.

3. **Large businesses:**
   For businesses with more than $50 million in annual revenue, the finance department may require between six and ten staff members. This may include a CFO, controller, financial analysts, and accounting clerks.

It's important to note that these are general guidelines, and your actual staffing requirements may vary depending on your company's industry, complexity, and financial management needs. It's also important to consider the company's growth trajectory when determining staffing needs, as the finance department may need to expand as the company grows.

© Capacity Building Solutions, Inc.
www.capacity-building.com

Finance Department Roles

Here are some of the most common positions within a finance department. Your business may need one or more of these roles.

1. **Chief Financial Officer (CFO):**
The CFO is responsible for overseeing the entire finance department and is responsible for the organization's overall financial strategy, financial reporting, and financial risk management.

2. **Controller:**
The controller is responsible for managing the company's accounting systems, financial reporting, and compliance with accounting standards and regulations. This position oversees the company's financial statements, tax compliance, and internal controls. In government and some non-profits, this role is called "Comptroller." The responsibilities are essentially the same.

3. **Financial Analyst:**
A financial analyst analyzes financial data, creates financial models, and provides insights to help management make informed decisions. This position requires strong analytical skills and knowledge of financial modeling and forecasting. With the emergence of Big Data in business, this position is becoming even more critical.

4. **Accounts Payable Clerk:**
The accounts payable clerk is responsible for managing the company's accounts payable, ensuring that all invoices are paid accurately and on time, and maintaining accurate records of all payments made.

5. **Accounts Receivable Clerk:**
The accounts receivable clerk is responsible for managing the company's accounts receivable, ensuring that all invoices are issued accurately and on time, and collecting payments from customers.

6. **Payroll Specialist:**
The payroll specialist is responsible for managing the company's payroll, ensuring that all employees are paid accurately and on time, and maintaining accurate records of employee compensation.

7. **Tax Accountant:**
The tax accountant is responsible for managing the company's tax compliance, ensuring that all tax returns are filed accurately and on time, and providing tax planning advice to management.

© Capacity Building Solutions, Inc.
www.capacity-building.com

8

Treasury Analyst:
The treasury analyst is responsible for managing the company's cash flow, ensuring that the company has enough cash on hand to meet its financial obligations, and managing the company's investments.

9

Financial Planning and Analysis Manager:
The financial planning and analysis manager is responsible for creating financial forecasts and budgets, analyzing financial data, and providing insights to help management make informed decisions.

10

Internal Auditor:
The internal auditor is responsible for ensuring that the company's financial controls are operating effectively, identifying areas of risk, and making recommendations for improvements.

© Capacity Building Solutions, Inc.
www.capacity-building.com

Controllers vs. CFOs

The Controller and CFO are two important financial roles within an organization, but differ in their responsibilities and scope of work. The Controller is responsible for managing the day-to-day accounting operations of the organization, while the CFO is responsible for providing strategic financial guidance and managing the overall financial performance of the organization.

Here are some key differences between the Controller and CFO positions:

	Controller	Chief Financial Officer (CFO)
Responsibilities	Manages the organization's accounting operations including financial reporting, accounts payable and receivable, payroll, and tax compliance.	Provides strategic financial guidance, including financial planning and analysis, budgeting, forecasting, and risk management.
Scope of work	Focuses on day-to-day financial operations.	Manages the organization's overall financial performance and provides financial guidance to senior management.
Level of Authority	Reports to the CFO or a senior accounting executive.	Reports directly to senior management or the Board of Directors.
Education and Experience	May have a degree in finance or accounting. Experience may be chiefly focused on accounting operations and financial reporting.	Degree in finance, accounting, or business administration. May hold an MBA or other advanced degree and has extensive experience in financial management and strategy.

Small businesses may not have the resources to hire both a Controller and CFO, and may need to rely on one or more employees to manage their financial operations. However, as your business grows and becomes more complex, it may be necessary to hire a dedicated Controller or CFO.

© Capacity Building Solutions, Inc.
www.capacity-building.com

Deciding which to hire will depend on your specific needs. Use the following table to help you evaluate which position might be the most appropriate for your business.

If your business fits this profile...	...hire a Controller	... hire a CFO
Experiencing rapid growth or expansion, and needs someone to set a financial strategy and manage risks		X
Is experiencing “big picture” financial challenges that require significant expertise and a strong background in finance or accounting		X
Has a larger salary budget and can afford to hire a senior executive		X
Struggling with financial operations, and needs someone to streamline accounting practices and ensure compliance with financial regulations	X	
Is experiencing day-to-day financial challenges that require focused experience in financial management, analysis, and compliance	X	
Has a smaller salary budget and cannot afford to hire a senior executive	X	

The ideal Controller candidate has these qualities:

- experience managing accounting operations, preparing financial reports, and ensuring regulatory compliance
- strong analytical and problem-solving skills
- experience with accounting software and tools
- ideally, a CPA license

© Capacity Building Solutions, Inc.
www.capacity-building.com

The ideal CFO candidate should have:

- experience in financial planning and analysis, budgeting, forecasting, and risk management
- a strategic mindset
- strong communication and leadership skills

Consider the cultural fit of potential candidates and their ability to work effectively within the organization. Both Controllers and CFOs should be able to work collaboratively with other departments and communicate financial information clearly and effectively.

In addition to hiring a Controller or CFO, you may consider outsourcing certain financial functions to a third-party provider. This can be a cost-effective way to manage your financial operations and ensure compliance with financial regulations, while also freeing up internal resources for other business functions.

Your Business's Economic Value: Indicative Factors

It can be helpful to look at the factors that an outside investor or analyst would consider in evaluating the economic health and value of your business. If a buyer or their advisors were considering acquiring your business, **here are some of the factors they would consider as part of their evaluation:**

- **Financial performance:**
  These metrics include revenue growth, profitability, and cash flow.
- **Industry and market trends:**
  Is your business well-positioned in terms of industry trends, including its market size, growth potential, and competitive landscape?
- **Management team:**
  Does your business's management team hold appropriate experience and industry expertise?
- **Intellectual property:**
  Does your business own any intellectual property, such as patents, trademarks, or copyrights?

© Capacity Building Solutions, Inc.
www.capacity-building.com

- **Customer base:**
  Does your business have a good customer retention rate? Is there potential for expansion?

- **Product or service offering:**
  What is the potential for innovation or differentiation in the products or services that your business offers?

- **Sales and marketing strategy:**
  Does your business have an effective marketing strategy? Are its current campaigns successful, and is there potential for future growth?

- **Supply chain and distribution channels:**
  What are the supply chain and distribution channels for your business? Are there any inefficiencies or potential risks?

- **Operational efficiency:**
  Is your business operating efficiently? Are there potential areas for improvement or cost savings?

- **Legal and regulatory compliance:**
  Is your business compliant with all relevant regulations? Are there any potential risks or liabilities?

- **Brand recognition:**
  Does your business's brand have a good reputation? Is it recognized? Are there any potential risks or opportunities?

- **Financial stability:**
  Is your business financially stable? Is it expected to remain so over the long term?

- **Growth potential:**
  What is your business's growth potential? Are there opportunities for expansion into new markets or product lines?

- **Customer satisfaction:**
  Are your customers satisfied? Are there areas where your customer satisfaction could improve?

- **Employee satisfaction:**
  Are your employees satisfied? Does your business have any potential risks or opportunities related to staffing and retention?

© Capacity Building Solutions, Inc.
www.capacity-building.com

Increasing the Financial Literacy of Your Leadership Team

Improving the financial literacy of the leadership team can provide significant benefits to your small business, including better decision-making, improved financial performance, and increased strategic alignment. **Here are some ways to increase the financial literacy of your leadership team:**

1. **Provide financial education:**
Provide your leadership team with financial education resources such as articles, videos, webinars, or books. These resources can be tailored to specific areas of financial management, such as budgeting, financial analysis, or risk management.

2. **Encourage participation in financial management:**
Encourage members of the leadership team to participate in financial management activities such as budgeting, financial analysis, and forecasting. This hands-on experience can provide a better understanding of financial concepts and their impact on the business.

3. **Conduct regular financial reviews:**
Conduct regular financial reviews with the leadership team to review financial statements, identify trends, and discuss financial performance. This can help demystify financial information and provide context for financial decision-making.

4. **Establish financial metrics:**
Establish financial metrics and KPIs that align with the business's goals and values. This can help the leadership team understand how financial performance is measured and how it impacts the business's overall success.

5. **Promote a culture of financial responsibility:**
Promote a culture of financial responsibility and accountability by setting clear expectations for financial management and providing incentives for achieving financial goals.

© Capacity Building Solutions, Inc.
www.capacity-building.com

6 **Provide ongoing support:** Provide ongoing support and mentorship to members of the leadership team who are looking to improve their financial literacy. This can include coaching, training, or access to external resources.

7 **Use financial software:** Use financial software that can help automate financial processes, provide real-time financial data, and generate reports that are easy to understand. This can help the leadership team make better financial decisions and manage financial operations more efficiently.

8 **Bring in external experts:** Bring in external financial experts such as accountants, financial advisors, or consultants to provide additional financial guidance and expertise. This can be especially valuable for small businesses that may not have a dedicated finance team.

9 **Foster collaboration:** Foster collaboration between the leadership team and the finance team by promoting open communication and sharing financial information. This can help to build trust and transparency and ensure that financial decisions are aligned with the business's goals and values.

10 **Develop a financial strategy:** Develop a financial strategy that aligns with the business's overall strategy and goals. This can help to prioritize financial decisions and ensure that financial resources are allocated effectively.

11 **Encourage questions:** Encourage members of the leadership team to ask questions about financial statements, budgets, and other financial information. This can help to clarify any confusion and ensure that everyone has a clear understanding of financial information.

12 **Provide real-world examples:** Use real-world examples to illustrate financial concepts and their impact on the business. This can help make financial information more relatable and easier to understand.

13 **Use visual aids:** Use visual aids such as charts, graphs, and tables to illustrate financial data and trends. This can make financial information easier to digest and understand.

14 **Provide feedback:** Provide feedback to members of the leadership team on their financial management activities. This can help reinforce good financial practices and identify areas for improvement.

15 **Foster a learning culture:**
Foster a learning culture within the organization by providing opportunities for ongoing education and professional development. This can help keep the leadership team up-to-date on financial trends and best practices.

© Capacity Building Solutions, Inc.
www.capacity-building.com

16

Establish financial policies and procedures:
Establish clear financial policies and procedures that outline expectations for financial management and provide guidance on financial decision-making.

17

Set financial goals:
Set financial goals that align with the business's overall strategy and vision. This can help to provide focus and direction for financial management activities.

18

Monitor financial performance:
Monitor financial performance regularly and adjust financial management activities as needed. This can help to ensure that the business stays on track and achieves its financial goals.

19

Develop a financial contingency plan:
Develop a financial contingency plan to prepare for unexpected financial events such as economic downturns, natural disasters, or supply chain disruptions.

20

Regularly communicate financial updates:
Regularly communicate financial updates to the leadership team and other stakeholders to ensure transparency and promote accountability.

© Capacity Building Solutions, Inc.
www.capacity-building.com

Reference List: Financial Dos and Don’ts

Here is a reference list for when you need a quick refresher on sound financial principles for managing your business.

Financial Dos	Financial Don'ts
Develop a budget and stick to it.	Don't neglect to establish a budget or track expenses.
Monitor cash flow regularly and adjust as needed.	Don't ignore cash flow issues; address them promptly to avoid larger problems.
Create a plan for managing debt and pay it off as soon as possible.	Don't take on debt without a clear plan for repayment.
Establish a strong credit profile.	Don't neglect to establish a strong credit profile.
Regularly review and analyze financial statements and ratios.	Don't ignore financial statements and ratios, as they provide critical insight into the financial health of the business.
Invest in technology and automation to increase efficiency and reduce costs.	Don't rely on manual processes when automation can improve efficiency and accuracy.
Develop and maintain a cash reserve to cover unexpected expenses.	Don't neglect to build a cash reserve to cover unexpected expenses.
Continuously evaluate and optimize pricing strategies.	Don't price products or services too low, as it can negatively impact profitability.
Focus on customer retention to increase profitability.	Don't neglect customer retention efforts in favor of acquiring new customers.
Develop and execute a growth strategy that aligns with your business's goals and values.	Don't pursue growth at all costs, without considering the impact on the business's financial health and long-term sustainability.
Consider hiring a dedicated finance professional or outsourcing finance functions to a third-party provider to manage financial operations and ensure compliance with accounting and tax regulations.	Don't make financial decisions based on emotions or assumptions without conducting proper analysis and due diligence.
Develop a cash flow forecast to project future cash flows and identify potential cash flow gaps.	Don't overlook the importance of financial forecasting and planning to ensure long-term financial stability.
Evaluate the cost-effectiveness of marketing strategies to ensure that they are generating a positive return on investment.	Don't neglect to establish effective internal controls and segregation of duties to prevent fraud and errors.
Leverage data analytics to drive decision-making by analyzing key financial and operational metrics, identifying trends and patterns, and making data-driven decisions based on this information.	Don't rely on a single customer or supplier for a significant portion of the business's revenue or expenses, as this can create a significant risk if the relationship is disrupted.

© Capacity Building Solutions, Inc.
www.capacity-building.com

Conduct regular financial audits to ensure accuracy and compliance with accounting standards and regulations.	Don't neglect to establish a disaster recovery plan to ensure the business can continue to operate in the event of a natural disaster, cyberattack, or other unforeseen events.
Manage tax obligations effectively to avoid penalties and maximize tax savings by working with a tax professional to identify deductions and credits and comply with tax filing deadlines.	Don't underestimate the impact of taxes on the business's financial performance, and ensure compliance with tax regulations.
Focus on profitability, not just revenue growth, by monitoring key profitability metrics such as gross margin and net profit margin.	Don't ignore the importance of strategic planning to align financial goals with the business's overall mission and vision.
Implement effective inventory management strategies to optimize inventory turnover and reduce excess inventory.	Don't neglect to invest in employee training and development to improve financial literacy and foster a culture of financial responsibility.
Continuously evaluate and optimize business processes to improve efficiency and reduce costs.	Don't ignore the impact of external factors such as economic conditions, regulatory changes, and competitive pressures on the business's financial performance.
Maintain open communication with financial stakeholders such as investors, lenders, and suppliers to build trust and establish strong business relationships.	Don't neglect to seek professional advice from financial advisors or accountants when making critical financial decisions.

© Capacity Building Solutions, Inc.
www.capacity-building.com

Evaluating Your Business's Financial Health: Questions to Ask

Answering these questions can help you identify areas for improvement and make data-driven decisions to improve your business's financial health and ability to grow.

1. Revenue growth: How has your revenue grown over the past year? Are you consistently hitting your revenue targets?

Your answer:

2. Profit margin: What is your profit margin? Are you able to maintain a healthy profit margin while still investing in growth?

Your answer:

3. Cash flow: Do you have positive cash flow? Are you able to pay your bills on time and invest in growth?

Your answer:

© Capacity Building Solutions, Inc.
www.capacity-building.com

4. Debt-to-equity ratio: What is your debt-to-equity ratio? Are you taking on too much debt or are you adequately leveraging your equity?

Your answer:

5. Return on investment (ROI): What is your ROI on marketing, advertising, and other investments? Are you seeing a positive return on your investments?

Your answer:

6. Customer acquisition cost (CAC): What is your CAC? Are you able to acquire new customers at a reasonable cost?

Your answer:

7. Customer retention rate: What is your customer retention rate? Are you able to retain customers and create repeat business?

Your answer:

© Capacity Building Solutions, Inc.
www.capacity-building.com

8. Brand recognition: How recognizable is your brand in the marketplace? Are you able to differentiate yourself from your competitors?

Your answer:

9. Employee satisfaction: How satisfied are your employees with their job and the company? Are you able to attract and retain top talent?

Your answer:

10. Innovation: How innovative and creative is your business? Are you investing in research and development to stay ahead of changing market trends?

Your answer:

© Capacity Building Solutions, Inc.
www.capacity-building.com

Final Thoughts

Here's a summary of key points from this primer to consider for small business financial success:

1. **Understand your financial statements:**
Be familiar with your business's financial statements, including the balance sheet, income statement, and cash flow statement. These statements provide important insights into the financial health of your business and can help guide important financial decisions.

2. **Monitor key financial metrics:**
Monitor key financial metrics such as revenue growth, profit margins, and cash flow to identify trends and make data-driven decisions.

3. **Develop a financial plan:**
Develop a financial plan that includes a budget, cash flow projections, and a growth strategy that aligns with your goals and objectives.

4. **Manage debt carefully:**
Manage debt carefully and consider factors such as interest rates and repayment schedules when making borrowing decisions. A healthy cash reserve can help your business avoid excessive debt and position it for long-term success.

5. **Focus on growth:**
Focus on sustainable growth that is aligned with your goals and objectives. A well-thought-out growth strategy can help your business capture market share and achieve long-term profitability.

6. **Prioritize cash flow:**
Cash flow is critical for small business success. Monitor your business's cash flow closely and take steps to improve it, such as negotiating payment terms with suppliers or improving collections from customers.

7. **Seek professional advice:**
Seek professional advice from financial advisors, accountants, or other experts to help you develop and execute a sound financial strategy.

© Capacity Building Solutions, Inc.
www.capacity-building.com

8

Understand the importance of breakeven analysis:
Breakeven analysis can help you determine the minimum amount of revenue your business needs to generate to cover your expenses. This information can be critical in making pricing decisions, developing a budget, and managing cash flow.

9

Build and maintain a healthy cash reserve:
Establish and maintain a healthy cash reserve to protect against unexpected financial challenges. Strategies for building a cash reserve include establishing a budget, monitoring cash flow, and reducing debt.

10

Focus on pricing strategies:
Pricing strategies can have a significant impact on a business's profitability. Carefully consider factors such as costs, competition, and customer demand when making pricing decisions.

11

Staff the finance function appropriately:
Staff your finance function appropriately based on your business's size, complexity, and growth goals. This may involve hiring a dedicated finance professional or outsourcing finance functions to a third-party provider.

12

Monitor and manage financial risk:
Be aware of the various financial risks that your business faces and take steps to manage them. This may involve purchasing insurance, hedging against currency or interest rate fluctuations, or establishing contingency plans for unexpected events.

13

Consider alternative financing options:
Consider alternative financing options such as crowdfunding, angel investors, or venture capital to help you fund growth.

14

Develop a succession plan:
Develop a succession plan to ensure a smooth transition of ownership or management in the event of retirement, disability, or other unexpected circumstances.

15

Use financial ratios to assess business performance:
You can use financial ratios such as profitability ratios, liquidity ratios, and solvency ratios to assess your business's financial performance and identify areas for improvement.

© Capacity Building Solutions, Inc.
www.capacity-building.com

16

Manage inventory effectively:
Inventory management is critical for small business success, as excess inventory can tie up cash and reduce profitability. Monitor inventory levels closely and take steps to optimize inventory turnover.

17

Invest in technology and automation:
Technology and automation can help your business reduce costs, increase efficiency, and improve profitability. Consider investing in technology solutions that align with your growth goals and strategic objectives.

18

Develop a strong credit profile:
A strong credit profile can help your business access financing, negotiate better payment terms with suppliers, and build trust with customers and partners. Take steps to establish and maintain a strong credit profile, such as paying bills on time and regularly monitoring your credit score.

19

Monitor and manage working capital:
Working capital is current assets minus current liabilities, the cushion that covers day-to-day expenses. Monitor your working capital closely and take steps to manage it effectively, such as negotiating payment terms with suppliers or improving collections from customers.

20

Focus on customer retention:
Customer retention can reduce marketing and acquisition costs and increase profitability. Prioritize customer retention by providing excellent customer service, offering loyalty programs, and listening to customer feedback.

21

Conduct regular financial audits:
Conduct regular financial audits to ensure accuracy and compliance with accounting standards and regulations. This can help you identify potential errors or fraud and take corrective action.

22

Manage tax obligations effectively:
Manage your tax obligations effectively to avoid penalties and maximize tax savings. This may involve working with a tax professional to identify deductions and credits, establishing effective record-keeping systems, and complying with tax filing deadlines.

23

Develop a cash flow forecast:
Develop a cash flow forecast to project future cash flows and identify potential cash flow gaps. This can help you plan for seasonal fluctuations, unexpected expenses, and other financial challenges.

© Capacity Building Solutions, Inc.
www.capacity-building.com

24

Evaluate the cost-effectiveness of marketing strategies:
Evaluate the cost-effectiveness of your marketing strategies to ensure that they are generating a positive return on investment. This may involve using metrics such as customer acquisition cost and customer lifetime value to assess the effectiveness of marketing efforts.

25

Leverage data analytics to drive decision-making:
Data analytics can help you make more informed and data-driven decisions. Consider leveraging data analytics tools to analyze key financial and operational metrics, identify trends and patterns, and make data-driven decisions based on this information.

Overall, small business financial success requires a combination of strategic planning, sound financial management, and effective execution. By focusing on key principles such as understanding financial statements, managing debt carefully, and developing a growth strategy, you can position your business for long-term success and profitability.

Continuously monitoring and adjusting your financial strategies based on changing market conditions and business needs will ensure that they remain relevant and effective over time.

© Capacity Building Solutions, Inc.
www.capacity-building.com

Further Resources

This chapter contains further resources for evaluating your comfort with financial topics and your business's financial situation, and increasing your financial knowledge.

Self-Assessment: Gauging Your Small Business's Financial Health

Answering this self-assessment can give you further insight into your business's financial health and identify areas for improvement, such as managing debt, accounts receivable, and reinvesting revenue for growth. You can also gain a better understanding of your business's ability to adapt to changing market conditions and industry trends. This information can help you make informed financial decisions and take appropriate action to improve your business's financial health.

Read each question and check one box for each.

1. How would you rate the overall financial health of your business?

Very Poor	Poor	Neutral	Good	Excellent
☐	☐	☐	☐	☐

2. How confident are you in your ability to manage cash flow?

Completely Unconfident	Somewhat Unconfident	Neutral	Somewhat Confident	Completely Confident
☐	☐	☐	☐	☐

© Capacity Building Solutions, Inc.
www.capacity-building.com

3. How well do you understand your business's financial statements (e.g., income statement, balance sheet, cash flow statement)?

Not at All	Only a Little	Neutral	Fairly Well	Completely
☐	☐	☐	☐	☐

4. How satisfied are you with the profitability of your business?

Completely Unsatisfied	Somewhat Unsatisfied	Neutral	Somewhat Satisfied	Completely Satisfied
☐	☐	☐	☐	☐

5. How much debt does your business have?

Overwhelming Debt	Significant Debt, but Under Control	Some Debt, but Under Control	Very Little Debt	No Debt
☐	☐	☐	☐	☐

6. How well do you feel your business is positioned to weather unexpected financial challenges (e.g., economic downturn, major expense)?

Completely Unprepared	Somewhat Unprepared	Neutral	Somewhat Prepared	Completely Prepared
☐	☐	☐	☐	☐

© Capacity Building Solutions, Inc.
www.capacity-building.com

7. How confident are you in your ability to make informed financial decisions for your business?

Completely Unconfident	Somewhat Unconfident	Neutral	Somewhat Confident	Completely Confident
☐	☐	☐	☐	☐

8. How effectively does your business manage its expenses?

Very Poorly	Not Very Well	Neutral	Fairly Well	Very Well
☐	☐	☐	☐	☐

9. How often do you review and adjust your business's financial goals and budget?

Never	Rarely	Occasionally	Often	Always
☐	☐	☐	☐	☐

10. How satisfied are you with the level of financial support and resources available to your business (e.g., access to capital, accounting services, financial advisors)?

Very Dissatisfied	Somewhat Dissatisfied	Neutral	Somewhat Satisfied	Completely Satisfied
☐	☐	☐	☐	☐

© Capacity Building Solutions, Inc.
www.capacity-building.com

11. How much of your business's revenue is dedicated to paying off debt?

More than 75%	50-75%	25-50%	Less than 25%	None
☐	☐	☐	☐	☐

12. How well does your business manage its inventory levels?

Very Poorly	Not Very Well	Neutral	Fairly Well	Very Well
☐	☐	☐	☐	☐

13. How confident are you in your ability to forecast revenue and expenses for your business?

Completely Unconfident	Somewhat Unconfident	Neutral	Somewhat Confident	Completely Confident
☐	☐	☐	☐	☐

14. How often do you monitor and analyze your business's financial performance?

Never	Rarely	Occasionally	Often	Always
☐	☐	☐	☐	☐

15. How satisfied are you with the level of financial transparency and communication within your business?

Very Dissatisfied	Somewhat Dissatisfied	Neutral	Somewhat Satisfied	Completely Satisfied
☐	☐	☐	☐	☐

© Capacity Building Solutions, Inc.
www.capacity-building.com

16. How frequently do you analyze your business's profitability and cash flow metrics?

Never	Rarely	Annually	Quarterly	Monthly
☐	☐	☐	☐	☐

17. How comfortable are you with taking on debt to finance your business's growth?

Not at All	Only a Little	Neutral	Fairly	Completely
☐	☐	☐	☐	☐

18. How well does your business manage its accounts receivable?

Very Poorly	Not Very Well	Neutral	Fairly Well	Very Well
☐	☐	☐	☐	☐

19. How much of your business's revenue is reinvested back into the business for growth and development?

None	Less than 25%	25-50%	50-75%	More than 75%
☐	☐	☐	☐	☐

20. How confident are you in your business's ability to adapt to changing market conditions and industry trends?

Completely Unconfident	Somewhat Unconfident	Neutral	Somewhat Confident	Completely Confident
☐	☐	☐	☐	☐

© Capacity Building Solutions, Inc.
www.capacity-building.com

Answering the above questions will have given you some insight into areas where your business may need more help, or where you need to increase your own financial knowledge. The following sections provide resources that may be useful to you and your team.

Increasing Your Financial Management Knowledge: Book List

- **Business Analysis and Valuation:**
  Using Financial Statements, Text and Cases by Krishna G. Palepu and Paul M. Healy. This book provides a guide to analyzing financial statements, including financial statement analysis, valuation, and forecasting.

- **The Business Plan Workbook:**
  A Step-by-Step Guide to Creating and Developing a Successful Business (11th ed.) by Colin Barrow. This workbook walks you through creating a business plan, including financial projections and budgeting.

- **Financial Accounting:**
  An Introduction to Concepts, Methods and Uses (14th ed.) by Roman L. Weil, Katherine Schipper and Jennifer Francis. This book provides an introduction to financial accounting concepts and methods, including financial statements, financial analysis, and financial reporting.
  Financial Analysis and Modeling Using Excel and VBA (2nd ed.) by Chandan Sengupta. A practical guide to financial analysis and modeling in Excel and VBA, including statement analysis and forecasting.

- **Financial Intelligence for Entrepreneurs:**
  What You Really Need to Know About the Numbers by Karen Berman and Joe Knight. This book provides a practical guide to understanding the financial side of running a business and making informed financial decisions.

© Capacity Building Solutions, Inc.
www.capacity-building.com

- **Financial Intelligence for IT Professionals:**
  What You Really Need to Know About the Numbers by Karen Berman, Joe Knight and John Case. This book teaches IT leaders to read financial statements, use key ratios, and calculate the ROI of technology projects.

- **Financial Management for Nonprofit Organizations:**
  Policies and Practices (3rd ed.) by John Zietlow, Jo Ann Hankin, Alan Seidner and Tim O'Brien. This book provides a comprehensive guide to financial management for nonprofit organizations, including budgeting, financial reporting, and fundraising.
  Financial Planning & Analysis and Performance Management by Jack Alexander. This book provides a practical guide to financial planning and analysis, including budgeting, forecasting, and performance management.

- **The Art of M&A Due Diligence:**
  Navigating Critical Steps and Uncovering Crucial Data (2nd ed.) by Alexandra Reed Lajoux and Charles M. Elson. This book covers due diligence for mergers and acquisitions, including financial analysis, legal considerations, and risk management.

- **The Art of Pricing:**
  How to Find the Hidden Profits to Grow Your Business by Rafi Mohammed. This book provides insights into pricing strategies for any business, including value-based pricing, price discrimination, and dynamic pricing.
  The Art of Profitability by Adrian Slywotzky. Told as a business fable, this book explains 23 different ways companies make money, from customer solutions to profit multipliers.

- **The Balanced Scorecard:**
  Translating Strategy into Action by Robert S. Kaplan and David P. Norton. This book provides a framework for aligning financial management with business strategy and helps CEOs to track progress towards their strategic goals.

- **The CFO Guidebook (6th Edition)**
  by Steven M. Bragg. This book provides a practical guide to the role of the CFO, including financial reporting, budgeting, and strategic planning.

- **The Entrepreneur's Guide to Financial Statements**
  by David Worrell. This book provides a practical guide to financial statements for small business owners, including balance sheets, income statements, and cash flow statements.

- **The Essays of Warren Buffett**
  Lessons for Corporate America (8th ed.), edited by Lawrence A. Cunningham. Warren Buffett's shareholder letters on investing, management, and the mindset of a successful CEO.

© Capacity Building Solutions, Inc.
www.capacity-building.com

- **The Financial Times Guide to Investing:**
  The Definitive Companion to Investment and the Financial Markets (5th ed.) by Glen Arnold. This book provides a comprehensive guide to investing, including stocks, bonds, and derivatives.
  The Intelligent Investor (Revised Edition, with commentary by Jason Zweig) by Benjamin Graham. This classic teaches value investing and how to analyze stocks and make informed investment decisions.

- **The Lean CFO:**
  Architect of the Lean Management Accounting System (2nd ed.) by Nicholas S. Katko. How CFOs can use lean principles to streamline financial processes and build a more efficient organization.

- **The Small Business Owner's Manual:**
  Everything You Need to Know to Start Up and Run Your Business by Joe Kennedy. This book provides a comprehensive guide to starting and running a small business, including financial management, marketing, and operations.

- **Valuation:**
  Measuring and Managing the Value of Companies (8th ed.) by Tim Koller, Marc Goedhart and David Wessels of McKinsey & Company. This book is a guide to valuing companies, including analysis and forecasting.

© Capacity Building Solutions, Inc.
www.capacity-building.com

Increasing Your Financial Management Knowledge: Helpful Articles

- ***"11 Cash Flow Optimization Tips For Small Businesses"*** by the Young Entrepreneur Council, for Forbes (2024). Business owners share practical ways to speed up collections, control spending and improve cash flow. https://www.forbes.com/sites/allbusiness/2024/11/01/11-cash-flow-optimization-tips-for-small-businesses/

- ***"Financial Statements"*** from SCORE. Free guides to reading and using the balance sheet, income statement and cash flow statement. https://www.score.org/financial-statements/

- ***"Avoid These 5 Common Small-Business Financing Mistakes"*** by Eyal Lifshitz, for Entrepreneur. Common mistakes owners make when borrowing or raising money, and how to avoid them. https://www.entrepreneur.com/money-finance/avoid-these-5-common-small-business-financing-mistakes/237716

- ***"How to Write a Business Plan, Step by Step"*** by Rosalie Murphy, for NerdWallet. A step-by-step guide to writing a business plan, including the financial projections lenders expect. https://www.nerdwallet.com/business/learn/how-to-write-a-business-plan

- ***"What Is a Financial Statement? Types and How to Use Them"*** by Marshall Hargrave, for QuickBooks. An introduction to the main financial statements and how business owners use them. https://quickbooks.intuit.com/r/bookkeeping/what-business-owners-should-know-about-financial-statements/

- ***"What Is Cash Flow? Definition, Examples, and How to Manage It"*** by Katie Greene, for QuickBooks. Explains how cash moves through a business and practical ways to manage it. https://quickbooks.intuit.com/r/cash-flow/what-is-cash-flow/

- ***"Best Accounting Software"*** from Forbes Advisor. Regularly updated reviews comparing accounting software for small businesses, including features and pricing. https://www.forbes.com/advisor/business/software/best-accounting-software/

© Capacity Building Solutions, Inc.
www.capacity-building.com

- ***"Bookkeeping 101: Bookkeeping Basics for Small Businesses"*** by Hillary Crawford, for NerdWallet. The bookkeeping basics behind accurate, up-to-date financial statements. https://www.nerdwallet.com/business/software/learn/bookkeeping-basics

- ***"10 Tips for Managing Small Business Finances"*** by Max Freedman, for Business News Daily. Practical tips for budgeting, separating business and personal money, and planning for taxes. https://www.businessnewsdaily.com/5954-smb-finance-management-tips.html

- ***"Finance & Accounting"*** from SCORE. Free articles, templates and webinars on small business finance and accounting. https://www.score.org/finance-accounting/

- ***"How to Create a Cash Flow Forecast"*** by Tim Berry, for LivePlan. How to build a month-by-month cash flow forecast for your business. https://www.liveplan.com/blog/forecasting/cash-flow-forecasting

- ***"Cash Flow Management"*** from SCORE. Resources on managing, tracking and forecasting cash flow. https://www.score.org/cash-flow-management/

- ***"3 Rules About Cash Flow That First-Time Business Owners Need to Know"*** by Eyal Lifshitz, for Entrepreneur. Cash flow lessons for new business owners. https://www.entrepreneur.com/growing-a-business/3-rules-about-cash-flow-that-first-time-business-owners/269484

© Capacity Building Solutions, Inc.
www.capacity-building.com

- ***"What Is Financial Modeling? Overview and Applications"*** by Frank Bass, for The Motley Fool. An overview of financial modeling and how businesses use it to plan. https://www.fool.com/terms/f/financial-modeling/

- ***"Business Planning & Financial Statements Template Gallery"*** from SCORE. Free templates for business plans, budgets and financial projections. https://www.score.org/business-planning-financial-statements-template-gallery/

- ***"How Small Businesses Manage Their Finances"*** by Elon Glucklich, for LivePlan. How small business owners organize, review and act on their financial information. https://www.liveplan.com/blog/managing/small-business-financial-management

- ***"Startup Budget & Projections"*** from SCORE. Resources for building a startup budget and financial projections. https://www.score.org/startup-budget-projections/

Increasing Your Financial Management Knowledge: Helpful Websites

- **AllBusiness:** Articles and advice for small business owners on accounting, budgeting and financial management. https://www.allbusiness.com/finance/accounting-budgeting/

- **BizFilings (Wolters Kluwer):** Guides for small business owners on raising capital, business loans, managing expenses and bookkeeping. https://www.wolterskluwer.com/en/solutions/bizfilings/tools-and-resources/finance

- **Entrepreneur:** Advice on starting and running a business, including accounting and financial management. https://www.entrepreneur.com/building-a-business/business-accounting

© Capacity Building Solutions, Inc.
www.capacity-building.com

- **Forbes:** News and analysis on business and finance. https://www.forbes.com/business/

- **Harvard Business Review:** Research-based articles on financial analysis and management. https://hbr.org/topic/subject/financial-analysis

- **Internal Revenue Service (IRS):** The IRS's central resource for small business tax filing, deductions and recordkeeping. https://www.irs.gov/businesses/small-businesses-self-employed

- **Investopedia:** Plain-language definitions and tutorials on financial analysis, accounting and investing. https://www.investopedia.com/

- **Kiplinger:** Personal finance and investing advice, with a section for small business owners. https://www.kiplinger.com/business/small-business

- **NerdWallet:** Guides on small business loans, bookkeeping, budgeting and software. https://www.nerdwallet.com/business

- **QuickBooks Blog:** Articles and guides on accounting, cash flow, taxes and payroll for small businesses. https://quickbooks.intuit.com/r/

- **SCORE:** Free business mentoring, workshops and templates for small business owners. https://www.score.org/

© Capacity Building Solutions, Inc.
www.capacity-building.com

- **Small Business Trends:** News and how-to articles on small business finance. https://smallbiztrends.com/category/small-business-finance/

- **SmartAsset:** Articles for small business owners on taxes, financing and financial planning. https://smartasset.com/small-business

- **U.S. Small Business Administration (SBA):** Free guides, loan programs and local counseling for small business owners. https://www.sba.gov/

- **Zoho Books:** Accounting software with invoicing, expense tracking and financial reporting. https://www.zoho.com/books/

© Capacity Building Solutions, Inc.
www.capacity-building.com

Top 25 Financial Management Tools for Small Business Owners

1. **QuickBooks:**
Accounting software that allows for managing finances, tracking expenses, creating invoices, and generating financial reports.

2. **Xero:**
Cloud-based accounting software that offers features such as bank reconciliation, inventory management, and payroll (U.S. payroll through Gusto).

3. **FreshBooks:**
Cloud-based accounting software that allows for managing invoices, expenses, time tracking, and project management.

4. **Trello:**
Project management tool that can be used for financial planning and tracking, allowing for managing tasks and deadlines (budgets need add-ons).

5. **Google Sheets:**
Spreadsheet program that can be used for financial planning and tracking, allowing for creating budgets, analyzing financial data, and generating reports.

6. **Gusto**:
Payroll processing software that allows for managing employee payments, benefits, and tax filings.

7. **Zoho Books:**
Accounting software that offers features such as invoicing, expense tracking, and financial reporting.

8. **HubSpot:**
CRM and marketing platform that can be used for tracking marketing spend and campaign ROI.

9. **Acuity Scheduling:**
Online scheduling tool that can be used for financial tracking, allowing for scheduling and tracking appointments, managing availability, and sending invoices.

10. **Wrike:**
Project management tool that can be used for financial planning and tracking, allowing for managing tasks, deadlines, and budgets.

© Capacity Building Solutions, Inc.
www.capacity-building.com

11 **Salesforce:**
Customer relationship management software that allows for tracking sales, managing customer relationships, and forecasting sales and revenue.

12 **Sage Intacct:**
Accounting and financial management software that offers features such as invoicing, expense tracking, and financial reporting.

13 **Fathom (fathomhq.com):**
Financial analysis and reporting software that allows for generating financial reports and analyzing financial data.

14 **Oracle NetSuite:**
Cloud-based ERP software that offers financial management, accounting, and reporting services to small business owners.

15 **Tableau:**
Data visualization software that allows for analyzing financial data and generating visual reports.

16 **SAP Business One:**
ERP software that allows for financial management, accounting, and reporting services.

17 **Microsoft Dynamics 365 Business Central:**
ERP software that allows for financial management, accounting, and reporting services.

18 **Oracle Fusion Cloud ERP:**
ERP software that allows for financial management, accounting, and reporting services.

19 **Workday Financial Management:**
Cloud-based financial management software that allows for managing accounting, financial reporting, and revenue management.

20 **IBM Planning Analytics:**
Financial planning and analysis software that allows for forecasting, budgeting, and scenario planning.

21 **Workday Adaptive Planning:**
Financial planning and analysis software that allows for forecasting, budgeting, and scenario planning.

© Capacity Building Solutions, Inc.
www.capacity-building.com

22 **Anaplan:**
Financial planning and analysis software that allows for forecasting, budgeting, and scenario planning.

23 **Investopedia:**
Online resource for financial education and advice, including articles, tutorials, and courses.

24 **Coursera:**
Online learning platform that offers courses and certifications in financial management and analysis.

25 **Harvard Business Review:**
Online resource for business insights and advice, including articles, case studies, and research on financial management and analysis.

© Capacity Building Solutions, Inc.
www.capacity-building.com